

## Features

- 30" (762 mm) minimum base cabinet width
- Single bowl
- 9" (229 mm) depth provides generous workspace
- Five oversized faucet holes
- Bowl slopes toward drain to minimize water pooling
- Offset drain increases workspace in the sink and storage space underneath
- Includes K-6239 colander with integral cutting board and K-9137 bottom sink rack

## Material

- KOHLER® enameled cast iron

## Installation

- Undermount

## Recommended Products/Accessories

- K-8801 Sink drain and strainer with tailpiece
- K-8799 Sink drain and strainer basket
- K-23726 Drain treatment
- K-23725 Cast iron cleaner
- 1411886 Undermount sink kit 23"

## Optional Products/Accessories

- K-11352 Disposal Flange with Stopper
- K-9000 P-Trap

## Included Components

- K-6239 Colander with Cutting Board
- K-9137 Sink Rack



## Codes/Standards










ASME A112.19.1/CSA B45.2  
IAPMO Certification

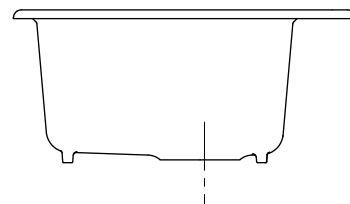
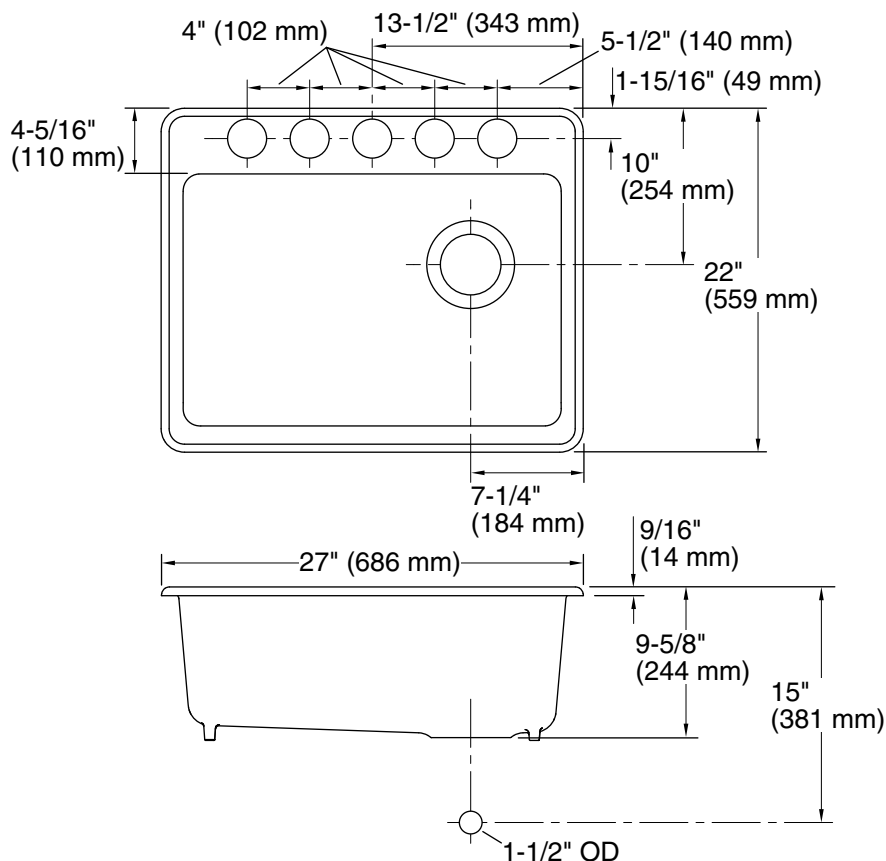
## KOHLER® Enameled Cast Iron Kitchen and Bathroom Sink Lifetime Limited Warranty

See website for detailed warranty information.

## Available Colors/Finishes

*Color tiles intended for reference only.*

| Color   | Code | Description   |
|---|------|---------------|
|  | 0    | White         |
|  | FF   | Sea Salt™     |
|  | 96   | Biscuit       |
|  | NY   | Dune          |
|  | 95   | Ice™ Grey     |
|  | 58   | Thunder™ Grey |
|  | 7    | Black Black™  |
|  | TRF  | Truffle       |
|  | GRL  | Grey Lavender |



## Technical Information

All product dimensions are nominal.

Bowl configuration: Single

Min. base cabinet width: 30" (762 mm)

Bowl area: Length: 24-1/4" (616 mm)  
Width: 17-1/4" (438 mm)  
Bowl depth: 9" (229 mm)  
Water depth: 9" (229 mm)

Number of deck holes: 5

Drain hole: 3-7/8" (98 mm)

Template: 1244382-7, required, included

## Notes

Install this product according to the installation instructions.