

## Features

- 60"L x 30-1/4"W x 14"H
- Our most popular bath
- Integral apron for quick installation
- Safeguard® slip-resistant surface provides excellent traction underfoot
- Integral lumbar support

## Material

- KOHLER® enameled cast iron

## Installation

- Alcove
- Integral flange
- Right drain

## Required Products/Accessories

K-T37391 Rotary-turn bath drain trim  
K-T37392 Rotary-turn bath drain trim

or

K-37383 Rough-in cable bath drain, PVC, 30" cable with tubing  
K-78438 30" cable bath drain

## Recommended Products/Accessories

K-1491 Bath/Whirlpool Pillow  
K-1601 Bath/whirlpool footstop, removable  
K-7213 27" Cable Bath Drain  
K-7214 27" Cable Bath Drain  
K-706000-D3 Frameless Sliding Bath Door  
K-706000-L 62" H sliding bath door with 1/4"-thick glass  
K-706004-D3 Frameless Sliding Bath Door  
K-706004-L Frameless Sliding Bath Door  
K-23726 Drain treatment  
K-23725 Cast iron cleaner



**ADA**

## Codes/Standards

ASME A112.19.1/CSA B45.2  
ASTM F462  
ADA  
ICC/ANSI A117.1  
IAPMO Certification



## KOHLER® Enameled Cast Iron Bath and Shower Base Lifetime Limited Warranty

See website for detailed warranty information.

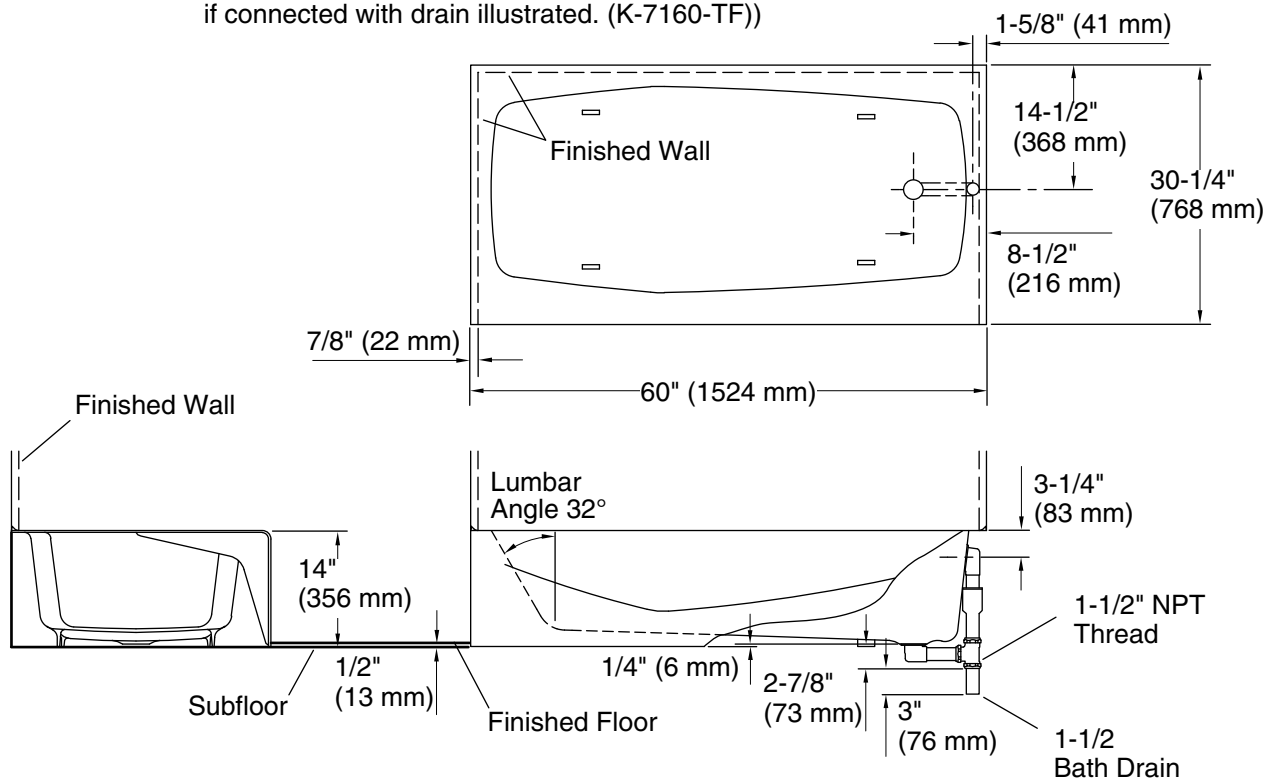
## Available Colors/Finishes

*Color tiles intended for reference only.*

Color	Code	Description
-------	------	-------------

	0	White
	96	Biscuit

No change in measurements  
if connected with drain illustrated. (K-7160-TF)



## Technical Information

All product dimensions are nominal.

Drain location:	Right
Basin area, bottom:	45" x 22" (1143 mm x 559 mm)
Basin area, top:	55" x 24" (1397 mm x 610 mm)
Weight:	316 lbs (143.3 kg)
Minimum floor load:	49 lbs/ft <sup>2</sup> (239.2 kg/m <sup>2</sup> )
Water depth:	8-5/8" (219 mm)
Water capacity:	33 gal (124.9 L)
Minimum flat for door:	1-7/8" (47 mm)

## Notes

Measure your actual product for rough-in details.

Install this product according to the installation instructions.

The hot water supply should be 70% of the capacity of the bath or greater. Installations will vary.

ADA compliant when installed to the specific requirements of these regulations.