

Features

- Left-hand Polished Chrome trip lever
- Combines with the K-4356 bowl to create a complete K-3551 Archer toilet
- Coordinates with other products in the Archer collection
- KOHLER's canister flush valve harnesses the natural force of gravity and optimizes flushing performance
- Class Five® canister optimizes the flow out of the tank, harnessing gravity and the natural powerful reducing cascade of water to increase the power and effectiveness of the flush
- 1.28 gpf (4.8 lpf)

Installation

- Supply line sold separately

Recommended Products/Accessories

K-4356 Elongated toilet bowl
K-23726 Drain treatment



Codes/Standards






ASME A112.19.2/CSA B45.1
EPA WaterSense®
IAPMO Certification

KOHLER® Toilets and Seats Limited Warranty

See website for detailed warranty information.

Available Colors/Finishes

Color tiles intended for reference only.

Color	Code	Description
	0	White
	96	Biscuit
	NY	Dune
	95	Ice™ Grey
	7	Black Black™



Archer®
Toilet tank, 1.28 gpf
K-4431

No image available.
This product is a component and not intended to be a standalone installation.

Technical Information

All product dimensions are nominal.

Toilet type: Bowl-mount

Flush type: Class Five

Notes

Install this product according to the installation instructions.