

### Features

- Two-piece design
- Elongated bowl offers added room and comfort
- Comfort Height® feature offers chair-height seating that makes sitting down and standing up easier for most adults
- Right-hand Polished Chrome trip lever
- Combination consists of the K-4468-RA tank and the K-4199 bowl
- 1.6 gpf (6.0 lpf)
- 2-1/8" (54 mm) fully glazed trapway
- Class Five® canister optimizes the flow out of the tank, harnessing gravity and the natural powerful reducing cascade of water to increase the power and effectiveness of the flush

### Installation

- Seat sold separately
- Standard 12" (305 mm) rough-in
- Three-bolt quick-connect installation

### Recommended Products/Accessories

- K-5588 Purefresh® Deodorizing elongated toilet seat
- K-4108 PureWash® E750 Elongated bidet toilet seat with remote control
- K-5420 Low-Profile Bolt Caps
- K-9379 Trip Lever
- 1023457 Wax Ring/Hardware Kit
- 1265114 Connector Hose
- K-23726 Drain treatment

### Included Components

- K-4199 Elongated toilet bowl
- K-4468-RA Toilet tank, 1.6 gpf



ADA

CSA B651

OBC

### Codes/Standards

ASME A112.19.2/CSA B45.1  
DOE - Energy Policy Act 1992  
ADA  
ICC/ANSI A117.1  
CSA B651  
OBC  
IAPMO Certification



### KOHLER® Toilets and Seats Limited Warranty

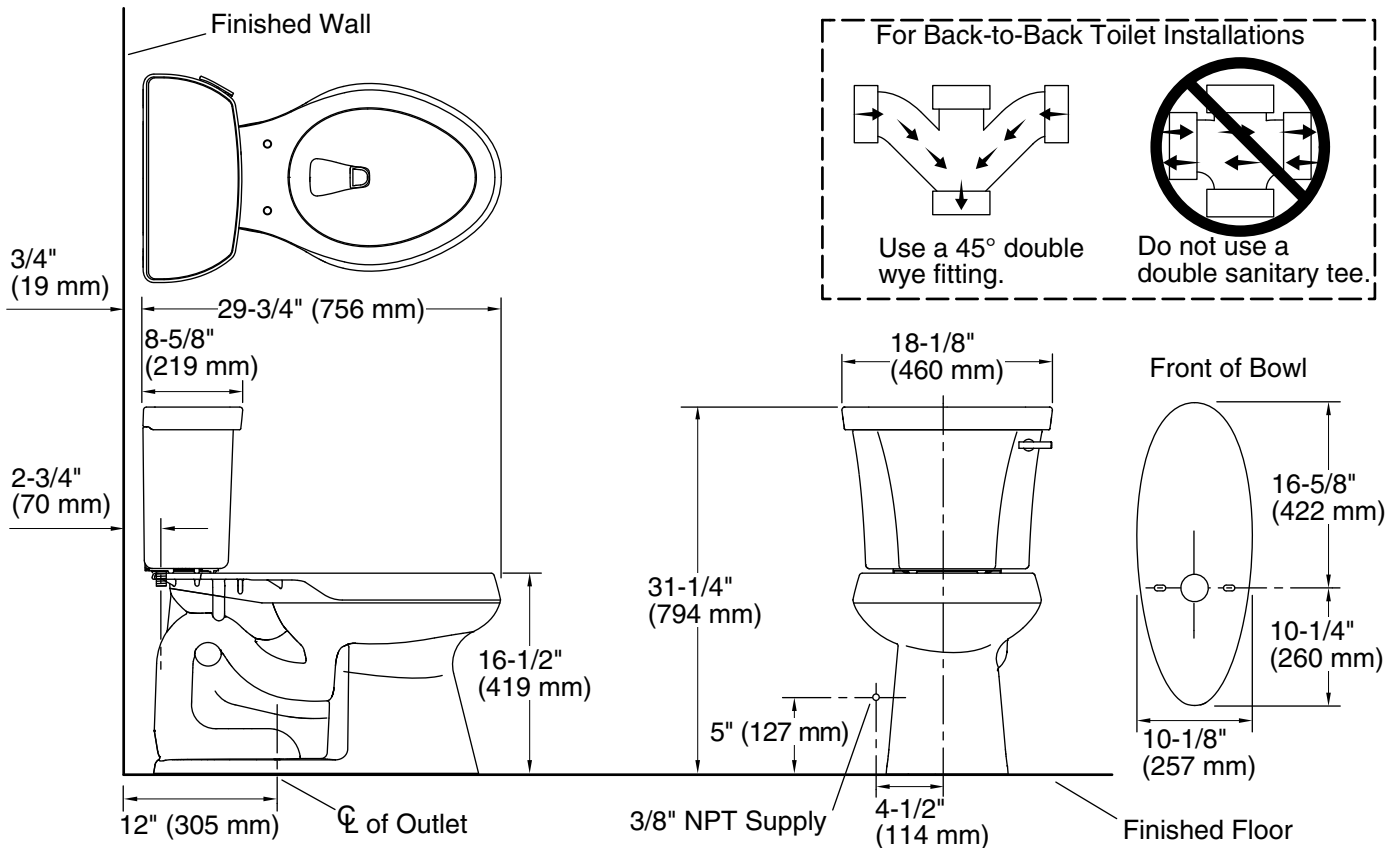
See website for detailed warranty information.

### Available Colors/Finishes

*Color tiles intended for reference only.*

Color	Code	Description
-------	------	-------------

	0	White
	96	Biscuit



### Technical Information

All product dimensions are nominal.

Toilet type:	Floor-mount
Waste Outlet:	Floor
Bowl shape:	Elongated
Flush type:	Class Five
Trap passageway:	2-1/8" (54 mm)
Water surface size:	11-3/8" x 8" (289 mm x 203 mm)
Rim to water surface:	5-3/8" (137 mm)
Rough-in:	12" (305 mm)
Seat-mounting holes:	5-1/2" (140 mm)

### Notes

Install this product according to the installation instructions.

For back-to-back toilet installations: Use only a 45° double wye fitting.

ADA, OBC, CSA B651 compliant when installed to the specific requirements of these regulations.

Plumbing codes may require elongated toilets and elongated, open-front seats in public bathrooms.

Accessibility standards may require controls to be located on the open side of the toilet.