

Features

- Continuously heated water for consistent comfort
- Front and rear wash modes provide warm water for cleansing
- Adjustable water temperature and water pressure
- Choose oscillating or pulsating spray
- Sleek, handheld remote control with two programmable user presets
- Self-cleaning function uses UV light to automatically clean the wand surfaces
- Motion-activated, hands-free opening/closing of cover
- Bowl is automatically misted prior to use for more effective rinsing while flushing
- Boost spray automatically adjusts rear spray mode to highest pressure
- Child mode with soft, gentle wash provides a safe experience
- Heated seat with adjustable temperature settings
- Warm-air drying system with adjustable temperature settings
- Automatic deodorization function for odor control
- LED lighting illuminates the bowl to serve as a nightlight
- Energy-save function
- Ergonomically designed for comfortable seating
- Quiet-Close™ elongated lid and seat prevents slamming
- Quick-Release™ functionality allows seat to be removed easily from toilet for convenient cleaning
- Grip-Tight bumpers hold seat firmly in place
- Fits most elongated toilets

Material

- Plastic construction

Technology

- KOHLER Konnect® app allows preferences and presets for your features to be set with ease
- Voice control allows hands-free activation to turn the bidet spray, warm air dryer, and UV cleaning features on or off.

Installation

- *KOHLER Konnect® app pairs with Amazon Alexa and Google Home
- Requires connection to toilet water supply line
- Requires dedicated electrical GFCI circuit (120 V, 15 A, 60 Hz)



Codes/Standards



ASME A112.4.2/CSA B45.16
CSA C22.2 No. 0
CSA C22.2 No. 64
CSA C22.2 No. 68
IAPMO Certification

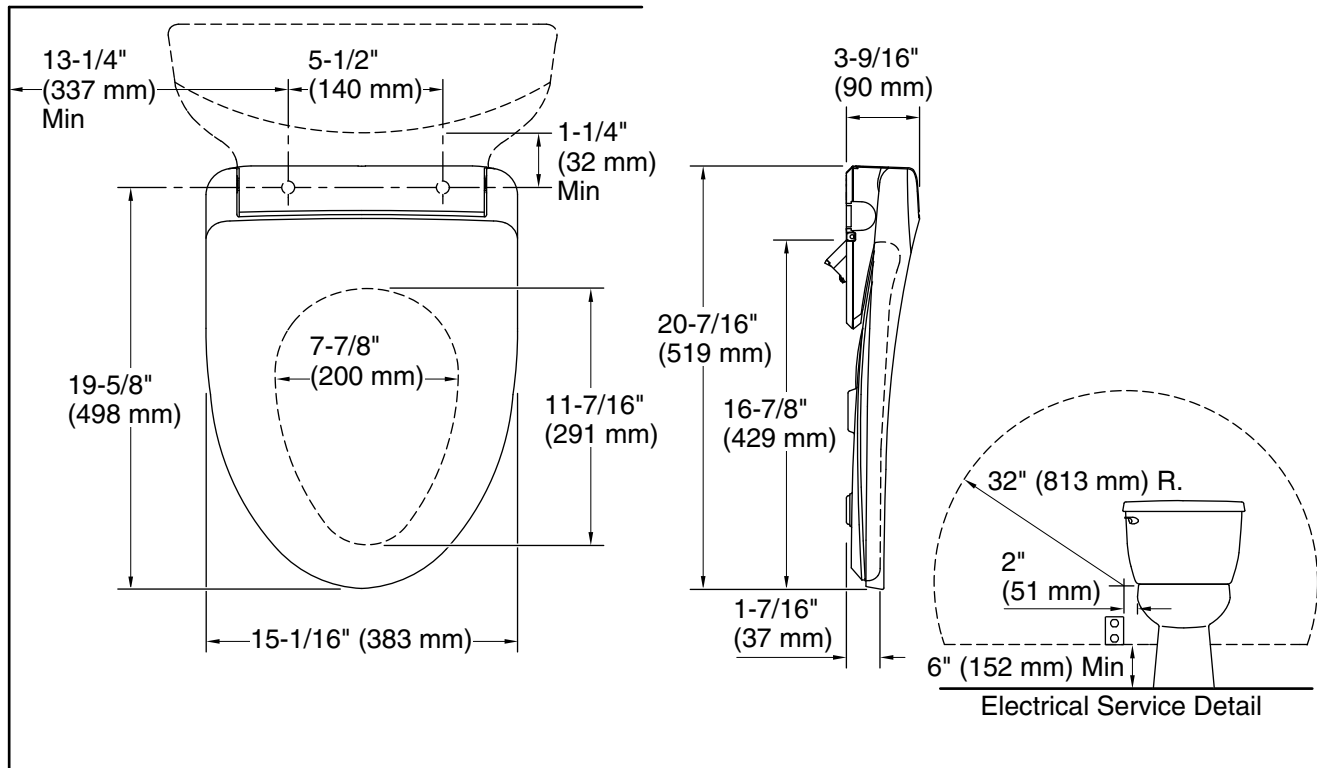
KOHLER® Intelligent Toilet and C3® Cleansing Seat Three-Year Limited Warranty

See website for detailed warranty information.

Available Colors/Finishes

Color tiles intended for reference only.

Color	Code	Description
	0	White
	96	Biscuit



Required Electrical Service

One dedicated circuit required, protected with Class A Ground-Fault Circuit-Interrupter (GFCI). Outside North America, this device may be known as a Residual Current Device (RCD).

120 V, 7.25 A, 60 Hz

Technical Information

All product dimensions are nominal.

Seat shape type: Elongated
 Seat front type: Closed-front
 Seat-mounting holes: 5-1/2" (140 mm)
 Power cord length: 47-1/4" (1200 mm)

Notes

Install this product according to the installation instructions.

To avoid possible product malfunction, do not plug in the seat until instructed to do so.

Locate the receptacle at least 6" (152 mm) above the floor, and within a 32" (813 mm) radius measured 2" (51 mm) from the bowl ledge.

Do not use an extension cord with this product.

Do not install this seat in a location where: (1) water might be splashed on the product or (2) excessive moisture, high humidity levels, or condensation is present. This will avoid damage to the electronic components.