

Features

- Integral lumbar support
- Slotted overflow allows for deep soaking

Material

- Acrylic

Installation

- Requires K-7271 or K-7272 Clearflo slotted overflow bath drain (sold separately)
- Drop-in or undermount

Required Products/Accessories

K-7271 Brass Slotted Overflow Bath Drain

or

K-7272 PVC Slotted Overflow Bath Drain

Recommended Products/Accessories

K-531 Under-Mount Installation Kit

K-1491 Bath/Whirlpool Pillow

K-1601 Bath/whirlpool footstop, removable

K-706000-D3 Frameless Sliding Bath Door

K-706000-L 62" H sliding bath door with 1/4"-thick glass

K-706004-D3 Frameless Sliding Bath Door

K-706004-L Frameless Sliding Bath Door

K-1177 Vinyl Tiling-in Bead

K-23726 Drain treatment

K-23732 Tub & shower cleaner

K-31797 Slotted overflow bath drain kit

K-31795 Slotted overflow above-the-floor bath drain kit



ADA

Codes/Standards

CSA B45.5/IAPMO Z124

ASTM E162

ASTM E662

ADA

ICC/ANSI A117.1







IAPMO Certification

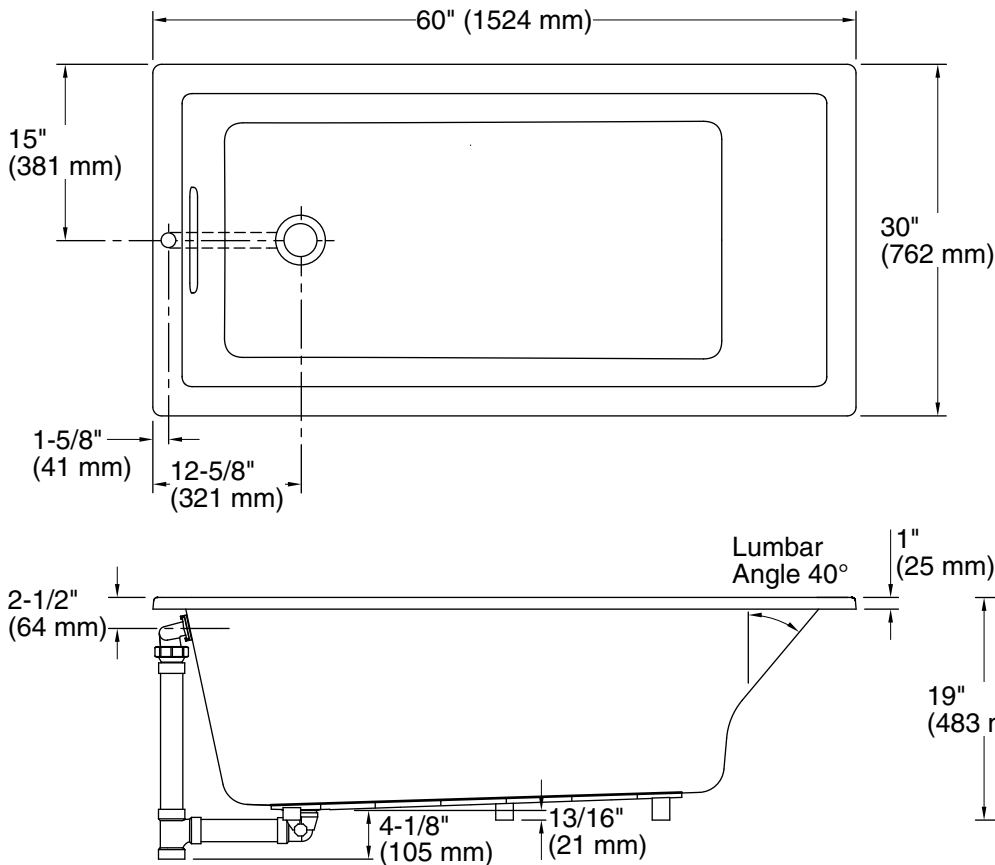
KOHLER® Plastic Baths and Shower Bases Lifetime Limited Warranty

See website for detailed warranty information.

Available Colors/Finishes

Color tiles intended for reference only.

Color	Code	Description
	0	White
	96	Biscuit
	NY	Dune
	95	Ice™ Grey
	58	Thunder™ Grey
	7	Black Black™



No change in measurement if connected with drain illustrated. (K-7272)

Technical Information

All product dimensions are nominal.

Drain location:	Reversible
Basin area, bottom:	42-3/8" x 20" (1076 mm x 508 mm)
Basin area, top:	54-3/8" x 24-5/16" (1381 mm x 618 mm)
Weight:	71 lbs (32.2 kg)
Minimum floor load:	50 lbs/ft ² (244.1 kg/m ²)
Water depth:	15-1/16" (383 mm)
Water capacity:	59.8 gal (226.4 L)
Cutout:	Drop-in, 59-1/2" x 28-1/2" (1511 mm x 724 mm)
Minimum flat for door:	2-3/8" (60 mm)

Notes

Measure your actual product for rough-in details.

Install this product according to the installation instructions.

The hot water supply should be 70% of the capacity of the bath or greater. Installations will vary.

Kit is required for under-mount installations (sold separately).

ADA compliant when installed to the specific requirements of these regulations.