



Veil® wall-hung elongated dual-flush toilet  
with Reveal® Quiet-Close™ toilet seat  
K-6299-0  
Skim™ touchless flush actuator  
K-23252-F-0

## Residential **Wall-Hung Toilets**

Space-saving solutions that are easy to clean

THE BOLD LOOK  
OF **KOHLER**®



Memoirs® wall-hung elongated dual-flush toilet K-6918-0  
Memoirs flush actuator K-77271-BN



## KOHLER® Residential Wall-Hung Toilets

Space-saving clean

### Easy to clean

A wall-hung toilet makes it simple to clean beneath the bowl

### Custom height

The durable steel frame brackets are installed behind the wall and provide unparalleled installation flexibility—allowing the top of the bowl to be set anywhere from 15 to 28 inches above the floor to accommodate a range of statures (Installation height varies by model; please visit [KOHLER.com](http://KOHLER.com) for specification information)

### Concealed design

The in-wall tank and carrier system is completely concealed for a clean, seamless look

### Space-saving

With a concealed tank, minimal footprint and installation flexibility, a wall-hung toilet can save up to 12 inches of space over our longest floor-mount models

### Water-saving flush

The dual-flush actuator lets you choose between 0.8-gallon flush for light waste and a 1.6-gallon flush for bulk waste—saving water without sacrificing performance

### Low-hassle maintenance

The flush actuator plate can be removed for access to the inner tank components

# Customization Options

Configuring and ordering the perfect wall-hung toilet is as easy as 1, 2, 3

## 1 Choose your bowl

From modern to traditional, there's a wall-hung toilet for every design aesthetic



### Veil® toilet with Reveal® toilet seat K-6299\*

- Coordinates with the Veil bathroom fixtures collection
- Complements contemporary to transitional design
- Quiet-Close™ lid and seat close quietly without slamming and the Quick-Release™ hinges allow seat to be easily unlatched from toilet for convenient cleaning
- Quick-Attach® hardware for fast and secure seat installation
- Hidden cord design also available for cleansing seat compatibility (K-6300\*)



### Memoirs® toilet with Memoirs toilet seat K-6918\*

- Coordinates with classically designed Memoirs collection fixtures and faucets
- Saves up to 9½" of space over Kohler's longest floor-mount models
- Includes a comfortable seat that complements the design of the toilet
- Concealed mounting bracket provides a seamless design

## 2 Choose your in-wall tank and carrier system

Easy removal of flush actuator plate provides convenient access to internal components



### 2" x 4" installation K-18829-NA



### 2" x 6" installation K-6284-NA (Includes Veil flush actuator plate K-6298 in Polished Chrome)



WaterSense®-labeled toilets use at least 20% less water than standard 1.6-gallon toilets while still meeting strict flushing performance guidelines.

## 3 Choose your flush actuator

Easy activation provides a pleasant experience for the entire family and stylish designs complement a range of decors

Compatible with 2" x 4" in-wall tank and carrier system:



### Memoirs® K-77271\*



### Bevel® K-8857\*



### Droplet® K-4177\*



### Cue® K-5413\*



### Lynk® K-75890\*



### Note® K-75891\*



### Skim™ K-23251-F\* 1.6 gpf (shown) **ADA** K-23252-F\* 0.8/1.6 gpf (Requires K-8108-NA conversion kit)



### Beam® K-78066-F\* (Requires K-8109-NA conversion kit and K-26572-NA Power Accessory)

Compatible with 2" x 6" in-wall tank and carrier system:





### Veil® K-6298\*



Products labeled ADA or ADA-compliant will comply with the Americans With Disabilities Act when installed per the requirements of the act.

\*Visit [KOHLER.com](http://KOHLER.com) to view finish options.


# Veil® Intelligent Toilet


K-5402-0  

The Veil wall-hung intelligent toilet seamlessly blends sleek contemporary design with customizable personal cleansing technology to create a bold centerpiece that leaves you feeling a cleaner kind of clean. The dual-flush actuator and in-wall tank and carrier system are included, providing a complete solution.



- Gentle, warm-water cleansing is a refreshing alternative to tissue alone
- Set your personal preferences for water pressure, temperature, and more for a personalized and comfortable clean
- Automatic warm-air dryer and heated seat provide personal comfort
- Built-in deodorizer uses carbon filters to trap odors and keep the bathroom fresh
- Stainless steel wand is automatically rinsed before and after each use and is sanitized with UV light every 24 hours
- Hands-free motion-activated lid and flush mean fewer germs to pick up or leave behind
- Automatic nightlight helps you find the bowl safely and easily in the dark
- Dual-flush actuator in Honed White and 2" x 4" in-wall tank and carrier system are included
- Intuitive touch-screen remote makes operation simple and convenient

 Products labeled ADA or ADA-compliant will comply with the Americans With Disabilities Act when installed per the requirements of the act.

 WaterSense®-labeled toilets use at least 20% less water than standard 1.6-gallon toilets while still meeting strict flushing performance guidelines.

[KOHLER.com/Toilets](https://www.kohler.com/Toilets)

THE BOLD LOOK  
OF **KOHLER**®

Form 15-1827-0821  
© 2021 Kohler Co.  
Kohler, Wisconsin 53044  
Printed in U.S.A.  
1-800-4-KOHLER  
(1-800-456-4537)