

Choreograph[®]

SHOWER WALL & ACCESSORY COLLECTION

THE BOLD LOOK
OF **KOHLER**[®]



The Shower Dance

It begins with a shower. Maybe it's cluttered. Unorganized. Imperfect. But we make do. Day in, day out, we clumsily navigate around the hanging hazard that is a shower caddy, we contort our bodies to accommodate an unforgiving space when we shave, we cover our floors and ledges with shampoo and conditioner bottles. Why? Because it's the way we've always showered. Your shower dance, the way you move and flow in your daily shower ritual, can be so much better.

Smart and stylish, the Choreograph shower wall and accessory collection makes it easier than ever to create a showering space that you can choreograph to your movements in a shower dance all your own.



Table of Contents

Inspiration 7

How it works 21

Choreograph your shower 23

① Choose your shower type and size 25

② Choose your wall color and design 26

③ Choose your accessories 30

④ Choose your joints and trim 34

Toolbox 37

Product specification worksheet 38

Wall size and material index 40

Accessories, joints and trim index 42

Glossary of terms 43

Tips 44

Additional information and warranty 45

Inspiration





A

B

C

D

E

F

G

DESIGN TIP

The 26⁵/₈"-high shower stool provides a comfortable height to carry out daily grooming tasks in and out of the shower.

The stylish walls, clever accessories and convenient storage options of the Choreograph collection bring smart sophistication to any showering space.

Choreograph products shown:

A | 60" x 32" x 96" wall kit in VeinCut Sandbar and Sandbar K-97615-9G9

B | 96" corner joint K-97635-BNK

C | 14" floating shelf K-97622-BNK

D | 54" shower barre K-97628-BNK

E | 21" floating shelf K-97623-BNK

F | 96" edge trim K-97638-BNK

G | Freestanding shower stool K-97632-0

To complete your shower, consider the Levity® sliding shower door K-706013-L-NX



Shower barres come in a variety of sizes and can be cut to fit your space. The mounting brackets slide along the barre for easier installation.

Other KOHLER® products shown:

Bellwether® 60" x 32" shower base and drain cover K-9165-G9/K-9156-NX

10" Contemporary Round rainhead and 12" ceiling-mount rainhead arm and flange K-13689-BN/K-7392-BN

Purist® single-function showerhead and shower arm and flange K-939-BN/K-7397-BN

DTV Prompt® digital shower interface K-527-7

Verdera® 15" x 30" medicine cabinet K-99000-NA

Jute® 36" vanity and bar pull K-99543-L-1WK/K-99688-HF2

Ceramic/Impressions® 37" vanity-top sink K-2781-8-G85

Stillness® widespread bathroom sink faucet K-942-4-BN

Stillness towel ring K-14456-BN

Stillness robe hook K-14458-BN

Purist single sconce K-14483-BN



A

C

E

D

B

Consider adding Stix accent panels for a subtle textural quality that will elevate the room's sophistication.

Choreograph products shown:

- A | 60" x 32" x 72" wall kit in Dune K-97618-NY
- B | Stix accent panel in Sandbar K-97610-T04-G9
- C | 96" corner joint K-97635-BNK
- D | 96" seam joint K-97636-BNK
- E | 21" floating shower shelf K-97623-BNK



The 21" floating shower shelf features an integrated slot to hang and dry washcloths and is set off the wall for easy water drainage.

Other KOHLER® products shown:

Underscore® 60" x 30" VibrAcoustic® + BubbleMassage™ air bath K-1167-GVL-96

Stillness® wall-mount bath spout K-952-BN

Stillness wall-mount bath handle trim K-T955-4-BN



D



A

B

C

DESIGN TIP

This neutral Choreograph® wall panel opens up the space while the integrated Shower Locker® storage keeps your shower tidy and organized.



The average family shower has between 15 and 20 products. Our storage solutions can accommodate them all—keeping the space clean and organized.

Choreograph products shown:

A | 48" x 36" x 96" wall kit in VeinCut Dune K-97614-W07

B | 14" floating shelf K-97622-ABZ

C | 24" shower barre K-97625-ABZ

D | 9" Shower Locker® storage K-97630-NY



Shelves and basket in the Shower Locker storage are removable, adjustable and dishwasher-safe for easy cleaning.

Other KOHLER® products shown:

Rely® 48" x 34" shower base K-8461-NY

Levity® sliding shower door K-706011-L-ABV

Margaux® multifunction showerhead and shower arm and flange K-22167-BV/K-16280-BV

Margaux Rite-Temp® pressure-balancing valve trim K-T98759-4-BV

Artifacts® single-function handshower K-72776-BV

Artifacts wall-mount supply elbow K-72796-BV

Artifacts 30" sidebar and trim K-72798-BV/K-72799-BV

MasterShower® 60" metal shower hose K-9514-BV



DESIGN TIP

With contrasting shower wall colors and materials, a clear or color-matched silicone is recommended to seal the corners of the shower.

A

B

C

D

Choreograph allows you to customize your shower to your liking. You can pair a wall of tile with a wall of Choreograph or mix and match materials to fit your space.

Choreograph products shown:

A | 60" x 96" Brick wall panel in White K-97604-T01-0

B | 9" Shower Locker® storage K-97630-0

C | 24" shower barre K-97625-BNK

D | Teak tray K-97629-NA



All four sides of each wall panel feature a factory-molded edge, which gives you a finished look with any installation. However, you can add trim to help customize your look and feel.

Other KOHLER® products shown:

Archer® 60" x 36" shower base K-9479-7

Levity® sliding shower door K-706013-L-NX

Moxie® single-function showerhead with wireless speaker K-9245-BN

MasterShower® showerarm K-7397

Toobi® Rite-Temp® pressure-balancing valve trim K-T8979-4-BN

Shift™ Ellipse multifunction handshower K-45415-A-BN

30" sidebar K-8524-BN

MasterShower 60" metal shower hose K-9514-BN

Stillness® wall-mount supply elbow K-976-BN

Stillness robe hook K-14458-BN



B

A

B

C

A simple solution for custom showers, the Choreograph collection lets you personalize everything from full wall panels and accent panels to accessories.

Choreograph products shown:

- A | 60" x 96" shower wall kit in VeinCut Sandbar with Sanbar accents K-97615-9G9
- B | 21" floating shower shelf in Anodized Brushed Nickel K-97623-BNK
- C | 36" shower barre in Anodized Brushed Nickel K-97626-BNK



Choreograph walls made of Serica® composite material are nonporous.

Other KOHLER® products shown:

- Rely® 60" x 32" shower base in Sandbar K-8459-G9
- Round shower drain in Vibrant® Brushed Nickel K-9132-BN
- Forté® Rite-Temp® shower trim set in Vibrant Brushed Nickel K-TS10276-4-BN



A

B

C

The Choreograph collection features shower walls in a range of colors, patterns and textures to complement your style.

Choreograph products shown:

A | 48" x 36" x 96" wall kit in VeinCut Biscuit K-97614-W08

B | 96" corner joint in Anodized Dark Bronze K-97635-ABZ

C | 40" shower barre in Anodized Dark Bronze K-97627-ABZ



Corner joints help with installation and are easier to clean.

Other KOHLER® products shown:

Archer® 48" x 36" shower base in Biscuit K-9397-96

Revel® pivot shower door with Crystal Clear glass and Anodized Dark Bronze frame K-707556-L-ABZ

Artifacts® single-function showerhead and shower arm in Oil-Rubbed Bronze K-72773-2BZ/K-72775-2BZ

Traditional Round 8" rainhead and rainhead arm in Oil-Rubbed Bronze K-13692-G-2BZ/K-7392-2BZ

Artifacts single-function handshower in Oil-Rubbed Bronze K-72776-2BZ

MasterShower® metal shower hose in Oil-Rubbed Bronze K-9514-2BZ

Artifacts Rite-Temp® pressure-balancing valve trim with lever handle in Oil-Rubbed Bronze K-TS72767-4-2BZ

Artifacts transfer valve trim with lever handle in Oil-Rubbed Bronze K-T72770-4-2BZ

How it works





Choreograph your shower


The Choreograph shower wall and accessory collection lets you personalize your shower with beautiful wall designs, convenient accessories and clever storage solutions. Let us take you through the selection process, detailing how you can turn your shower into the clean and organized space you have always wanted.

Choreograph your shower in four steps

- 1 Choose your shower type and size
- 2 Choose your wall color and design
- 3 Choose your accessories
- 4 Choose your joints and trim


Use the *Choreograph worksheet* on pages 38-39 to help you select everything you need, or visit KOHLER.com/Choreograph for more information.

Complete your shower by choosing components from a wide range of KOHLER® products at KOHLER.com.



1

Choose your shower type and size



2

Choose your wall color and design



3

Choose your accessories



4

Choose your joints and trim

SPECIFICATION TIP

If you are planning to bring the walls past the edge of the shower or bath, be sure to select end walls that are wider than your fixture.



1 Choose your shower type and size

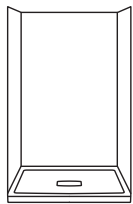
Whether you have a standard alcove shower or something more custom, the Choreograph collection has an answer for you.

For an alcove shower, you can keep it simple and choose a wall kit, which includes three walls with color-matched corner joints. Or, you can personalize your space by pairing any wall with your choice of joints and trim.


For a custom shower, design a space that works for you by mixing and matching wall designs and colors with your choice of joints and trim.

Get started by taking the measurements of your space.

Types




Alcove Shower



Alcove Bath/Shower



Corner Shower



Custom

Sizes*

Wall kits




36" x 36" x 96"



42" x 36" x 96"
42" x 42" x 96"



48" x 36" x 96"
48" x 48" x 96"



60" x 32" x 96"
60" x 36" x 96"
60" x 42" x 96"
60" x 60" x 96"



60" x 32" x 72"
60" x 36" x 72"
60" x 42" x 72"

Wall panels



32" x 72"
32" x 96"



36" x 72"
36" x 96"



42" x 72"
42" x 96"



48" x 96"



60" x 72"
60" x 96"

Accent panels




60" x 28"

*Color and design options vary for each size. See page 40 for details.

2 Choose your wall color and design

The field-trimmable Serica® walls of the Choreograph® collection come with factory-molded edges on all four sides. They are available in a range of colors, patterns and textures to personalize your space while coordinating with KOHLER® fixtures.

Wall Kits and Panels Solids



White (0)



Dune (NY)



Biscuit (96)



Sandbar (G9)

Wall Kits and Panels Naturals




VeinCut Dune (W07)



VeinCut Biscuit (W08)



VeinCut Sandbar (W09)



CrossCut Dune (W10)



CrossCut Biscuit (W11)

NATURAL PATTERN VARIATION

The unique and intricate patterns of real stone inspired our natural patterns (VeinCut and CrossCut); therefore, variations in color and pattern are perfectly normal.

Wall Kits and Panels
Textured – Brick



White (T01-0)



Dune (T01-NY)



Biscuit (T01-96)



Sandbar (T01-G9)



Wall Kits and Panels
Textured – Cord



White (T02-0)



Dune (T02-NY)



Biscuit (T02-96)



Sandbar (T02-G9)



2 Choose your wall color and design

As an option, you can add accent panels from our selection of smooth or textured designs to complete the look of your showering space.

Accent Panels Textured – Hex



White (T03-0)



Dune (T03-NY)



Biscuit (T03-96)



Sandbar (T03-G9)

Accent Panels Textured – Stix



White (T04-0)



Dune (T04-NY)



Biscuit (T04-96)



Sandbar (T04-G9)

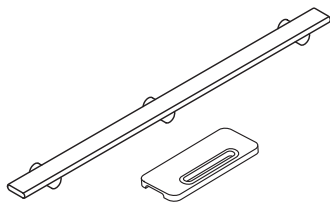
SPECIFICATION TIP

Choreograph is also available with a 72" height for use with bathtubs.

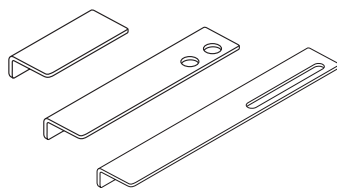


3 Choose your accessories

The thoughtfully designed accessories and innovative storage solutions of Choreograph® truly set the collection apart. As beautiful as they are practical, Choreograph accessories will make sure your shower stays neat and organized.



1 Shower barre and optional teak tray; shower barre available in 24", 36", 40" and 54" lengths



2 Floating shower shelf; available in 7", 14" and 21" lengths




3 Hook



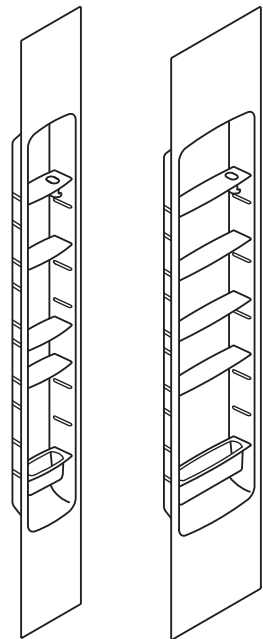
4



5



4 Freestanding shower stool



5 Shower Locker® storage; available in 9" and 14" widths

3 Choose your accessories

From the Shower Locker® storage to seating and so much more, Choreograph® accessories make it easy to design a shower that works with your style and your life.

The accessories of this collection were designed to work in harmony with one another. The convenient seat provides the foundation to make everyday tasks easier and the time you spend in your shower more comfortable and relaxing. The storage options are designed to provide ample space to organize the things you use in the shower every day. And the shower barre provides a steady contact point for everyone in a sleek and attractive design.

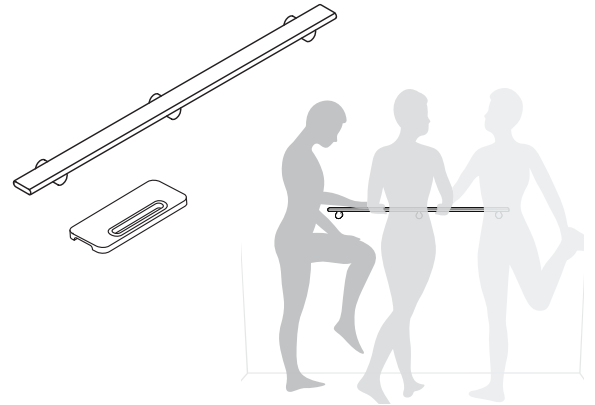
Shower Barre

Inspired by ballet dancers, the shower barre provides a stable point of contact as you enter and exit the shower space. The shower barre offers support for everyday shower routines such as scrubbing feet or shaving legs. It's also perfect for those who enjoy stretching in the shower. The slim, flat profile allows the barre to double as additional storage space.

Each barre is made from anodized aluminum with integrated finish-matched caps for easy cleaning and for coordination with your faucet finishes.

The add-on teak tray snaps securely into place and provides a dedicated space for storing the shower products you use every day.

Available in the following finishes: SHP, BNK, ABZ

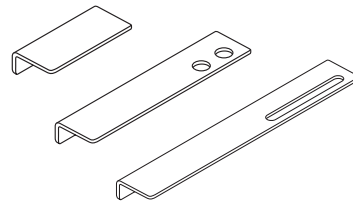


Floating Shower Shelves

These adaptable shelves can be used inside or outside the shower, giving you freedom to set up your shower any way you see fit.

Made from anodized aluminum, the shelves are positioned off the wall for better water drainage, making them easier to keep clean. If you'd like to be more thorough, the shelves are removable for easy cleaning. The shelves come in anodized aluminum finishes to coordinate with your faucet finishes.

Available in the following finishes: SHP, BNK, ABZ



Shower Hook

A hook can be used inside or outside your shower space to store robes, towels, loofahs and more while freeing the bathroom floor of clutter. They are made from anodized aluminum, which makes them durable and easy to clean.


Available in the following finishes: SHP, BNK, ABZ



Freestanding Shower Stool

The unique 26 $\frac{3}{8}$ " height of the stool provides a comfortable seat to carry out daily grooming tasks both in and out of the shower. While in the shower, the specially designed stool elevates you to an ideal showering position for maximum water pressure and minimal heat loss.

Available in the following color: 0

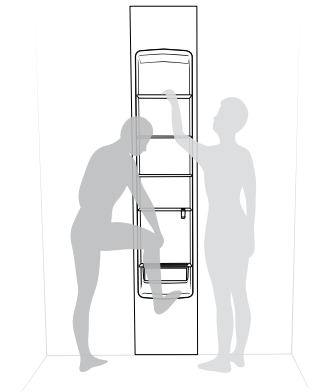
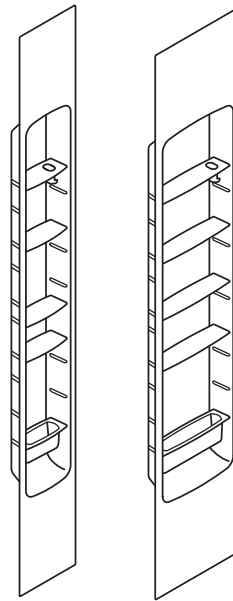


Shower Locker® Storage

This discreet column blends into the wall while providing a great storage option in two convenient sizes. The shelves are adjustable and removable for easy cleaning, and the unique design ensures no water can collect on the shelves. Designed to integrate with Choreograph walls with seam joints, it offers a clean, sleek look.*

Available in the following colors: 0, NY, 96, 47, 95, G9

*We recommend purchasing edge trim and seam joints to complete the Shower Locker storage installation.



Accessory Colors & Finishes



White (0)



Dune (NY)



Biscuit (96)



Sandbar (G9)



Polished Silver (SHP)



Anodized Brushed Nickel (BNK)



Anodized Dark Bronze (ABZ)

4 Choose your joints and trim

Choreograph walls, made of Serica® material, come with factory-molded edges on all four sides. The walls are field-trimmable for customized configurations. From custom cuts to standard installation, this section will help you decide which joints and/or trim you'll need to finish the job. Determine which joints and/or trim you'll need by reading the descriptions below. All joints and trim ship in sets of two.

Corner Joints

Corner joints help with installation, and hide the silicone or caulk, providing a seamless look that's easier to clean. Corner joints provide a minimal seam connection that joins two panels together on the inside corner of your shower. Outside corner joints provide a minimal seam connection where two wall panels meet at an outside 90-degree corner. If you select a wall kit, color-matched corner joints are included.




Corner joint



Outside corner joint

Seam Joints

Choose a seam joint if you are installing two panels on one wall or installing the shower locker. The seam joints provide a minimal seam, creating a clean, finished look while concealing the silicone or caulk.



Seam joint (installs with factory-molded edge)



Wide seam joint (installs with factory-molded or cut edge)

Edge Trims

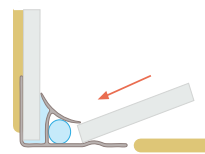
Edge trim is ideal for any exposed edge due to cutting or seam work, or for custom cutting around windows or bath aprons. The walls come with a factory-molded edge, however, you can install edge trim over it for a more finished look. Edge trim with return will help finish the outside wall edges when Choreograph is installed over tile.



Edge trim



Edge trim with return



Corner joints provide a minimal seam and a finished look while concealing the sealing silicone, which is often the first place to retain dirt and mold in a shower.



The seam joint helps to bring together two wall panels or a wall panel and shower locker in the most seamless way.

Note: Installation can be completed without joints, but without the added benefit of hiding silicone.



Add the finishing touches with color-coordinating corner joints.



Corner and seam joints connect full and accent panels for a cohesive design.



Seam joints complete the installation of any Shower Locker® unit.

Joint & Trim Colors & Finishes



White (0)



Dune (NY)




Biscuit (96)




Sandbar (G9)



Polished Silver (SHP)



Anodized Brushed Nickel (BNK)



Anodized Dark Bronze (ABZ)

Toolbox



Product specification worksheet

Choreograph® product specification worksheet

SHOWER WALL & ACCESSORY COLLECTION

THE BOLD LOOK
OF **KOHLER**®

How it works

The Choreograph shower wall and accessory collection lets you personalize your shower with beautiful wall designs, convenient accessories and clever storage solutions. Let us take you through the selection process, detailing how you can turn your shower into a clean and organized space.

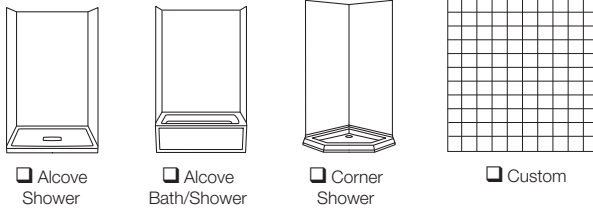
Choreograph your shower in four steps:

- 1 Choose your shower type and size
- 2 Choose your wall color and design
- 3 Choose your accessories
- 4 Choose your joints and trim

1 Select – Shower type and size

Do you have a bath/shower or a shower?

Tip: If you are planning to bring the walls past the edge of the bath or shower base, be sure to select end walls that are wider than your fixture.

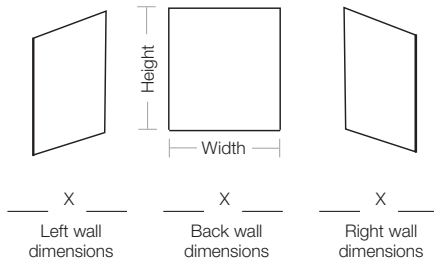


Alcove Shower

Alcove Bath/Shower

Corner Shower

Custom



2 Choose – Wall color and design

Wall Kits & Panels:

- Solids (0, 96, G9, NY)
- Naturals (W07, W08, W09, W10, W11)
- Brick (T01-0, T01-96, T01-G9, T01-NY)
- Cord (T02-0, T02-96, T02-G9, T02-NY)
- Combinations (7NY, 896, 9G9)

Accent Panels:

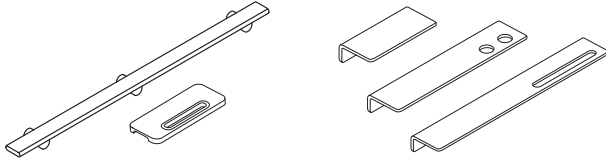
- Hex (T03-0, T03-96, T03-G9, T03-NY)
- Stix (T04-0, T04-96, T04-G9, T04-NY)

Panel Size	SKU	QTY
Wall Kits		
36" x 36" x 96"	K-97611-_____	_____
42" x 36" x 96"	K-97612-_____	_____
42" x 42" x 96"	K-97613-_____	_____
48" x 36" x 96"	K-97614-_____	_____
48" x 48" x 96"	K-99659-_____	_____
60" x 32" x 72"	K-97618-_____	_____
60" x 32" x 96"	K-97615-_____	_____
60" x 36" x 72"	K-97619-_____	_____
60" x 36" x 96"	K-97616-_____	_____
60" x 42" x 72"	K-97620-_____	_____
60" x 42" x 96"	K-97617-_____	_____
60" x 60" x 96"	K-99660-_____	_____
Wall Panels		
32" x 72"	K-97605-_____	_____
32" x 96"	K-97600-_____	_____
36" x 72"	K-97606-_____	_____
36" x 96"	K-97601-_____	_____
42" x 72"	K-97607-_____	_____
42" x 96"	K-97602-_____	_____
48" x 96"	K-97603-_____	_____
60" x 72"	K-97608-_____	_____
60" x 96"	K-97604-_____	_____
Accent Panels		
60" x 28"	K-97610-_____	_____

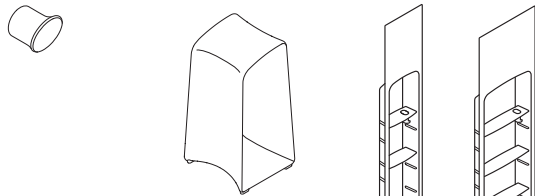
Wall colors and finishes: Select from the options listed at left. Wall kits include color-matched corner joints.

3 Choose – Accessories

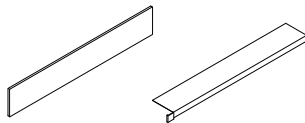
- Shower bars and optional teak tray
- Floating shower shelves



- Hook
- Seat
- Shower Locker® storage



- Pony Cap
- Window Trim



Accessories	SKU	QTY
Shower Barres		
24" Shower Barre	K-97625-_____	_____
36" Shower Barre	K-97626-_____	_____
40" Shower Barre	K-97627-_____	_____
54" Shower Barre	K-97628-_____	_____
Teak Tray	K-97629-NA	_____

Finish Options: SHP, BNK, ABZ

Floating Shower Shelves		
7" Shelf	K-97621-_____	_____
14" Shelf	K-97622-_____	_____
21" Shelf	K-97623-_____	_____

Color/Finish Options: SHP, BNK, ABZ

Shower Locker Storage*		
9" Shower Locker	K-97630-_____	_____
14" Shower Locker	K-97631-_____	_____

Color Options: 0, NY, 96, G9

Hook		
Shower Hook	K-97624-_____	_____

Finish Options: SHP, BNK, ABZ

Seat		
Freestanding Shower Stool	K-97632-0	_____

Available colors: S33 (white) & S35 (biscuit)

Pony Cap		
Pony Cap	K-96126	_____

Available colors: -0, -96, -NY, -G9

Window Trim		
Window Trim	K-96127	_____

*We recommend purchasing edge trim and seam joints to complete the Shower Locker installation.

4 Choose – Joints and trim (joints and trim ship as a set of two)

- Corner joint
- Outside corner joint



- Seam joint
- Wide seam joint



- Edge trim
- Edge trim with return



Joint Type	SKU	QTY
Joints & Trim (Set of 2)		
72" Inside Corner Joints	K-97735-_____	_____
96" Inside Corner Joints	K-97635-_____	_____
72" Outside Corner Joints	K-90026-_____	_____
96" Outside Corner Joints	K-90028-_____	_____
72" Standard Seam Joints	K-97736-_____	_____
96" Standard Seam Joints	K-97636-_____	_____
72" Wide Seam Joints	K-90037-_____	_____
96" Wide Seam Joints	K-90038-_____	_____
72" Edge Trim	K-97738-_____	_____
96" Edge Trim	K-97638-_____	_____
72" Edge Trim With Return	K-90040-_____	_____
96" Edge Trim With Return	K-90042-_____	_____

Color/Finish Options: 0, 96, G9, NY, SHP, BNK, ABZ

See pages 40-41 of the Choreograph Specification Guide for full color/finish offering.

For more information, visit KOHLER.com/Choreograph.

Form 15-1790-0120
© 2020 Kohler, Co.
Kohler, Wisconsin 53044
Printed in U.S.A.
1-800-4-KOHLER
(1-800-456-4537)


THE BOLD LOOK
OF **KOHLER**®

Wall size and material index

Panel Size	Model Number	Smooth Designs			Textured Designs			
		Solids	Naturals	Combos	Brick	Cord	Hex	Stix
Wall Kits – Width of Back Wall x Width of End Walls x Height								
36" x 36" x 96"	K-97611	•	•	•	•	•		
42" x 36" x 96"	K-97612	•	•	•				
42" x 42" x 96"	K-97613	•	•	•				
48" x 36" x 96"	K-97614	•	•	•				
48" x 48" x 96"	K-99659	•	•	•				
60" x 32" x 72"	K-97618	•	•	•				
60" x 32" x 96"	K-97615	•	•	•				
60" x 36" x 72"	K-97619	•	•	•				
60" x 36" x 96"	K-97616	•	•	•	•	•		
60" x 42" x 72"	K-97620	•	•	•				
60" x 42" x 96"	K-97617	•	•	•				
60" x 60" x 96"	K-99660	•	•	•	•	•		
Wall Panels – Width x Height								
32" x 72"	K-97605	•	•					
32" x 96"	K-97600	•	•					
36" x 72"	K-97606	•	•					
36" x 96"	K-97601	•	•		•	•		
42" x 72"	K-97607	•	•					
42" x 96"	K-97602	•	•					
48" x 96"	K-97603	•	•					
60" x 72"	K-97608	•	•					
60" x 96"	K-97604	•	•		•	•		
Accent Panels – Width x Height								
60" x 28"	K-97610						•	•
Multipacks* – Width x Height								
32" x 72"	K-96042	White and Dune only						
36" x 72"	K-96074							

*Multipacks include three wall panels of size indicated. Joints are sold separately.

Wall Panel – Solids



White (0) Dune (NY) Biscuit (96) Sandbar (G9)

Wall Panel – Naturals



VeinCut Dune (W07) VeinCut Biscuit (W08) VeinCut Sandbar (W09) CrossCut Dune (W10) CrossCut Biscuit (W11)

Wall Panel – Brick



White (T01-0)



Dune (T01-NY)



Biscuit (T01-96)



Sandbar (T01-G9)

Wall Panel – Cord



White (T02-0)



Dune (T02-NY)



Biscuit (T02-96)



Sandbar (T02-G9)


Accent Panel – Hex




White (T03-0)



Dune (T03-NY)



Biscuit (T03-96)



Sandbar (T03-G9)


Accent Panel – Stix



White (T04-0)



Dune (T04-NY)



Biscuit (T04-96)



Sandbar (T04-G9)

Color Combinations



VeinCut Dune
back wall/Dune
end walls (7NY)



VeinCut Biscuit
back wall/Biscuit
end walls (896)

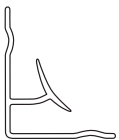


VeinCut Sandbar
back wall/Sandbar
end walls (9G9)

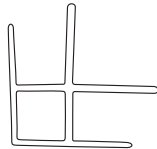
Accessories, joints and trim index

Name	Model Number	White 0	Dune NY	Biscuit 96	Sandbar G9	Bright Polished Silver SHP	Anodized Brushed Nickel BNK	Anodized Dark Bronze ABZ	NA
Accessories									
7" Floating Shelf	K-97621					•	•	•	
14" Floating Shelf	K-97622					•	•	•	
21" Floating Shelf	K-97623					•	•	•	
Shower Hook	K-97624					•	•	•	
24" Shower Barre	K-97625					•	•	•	
36" Shower Barre	K-97626					•	•	•	
40" Shower Barre	K-97627					•	•	•	
54" Shower Barre	K-97628					•	•	•	
Teak Tray	K-97629								•
9" Shower Locker Storage	K-97630	•	•	•	•				
14" Shower Locker Storage	K-97631	•	•	•	•				
Freestanding Shower Stool	K-97632	•							
Pony Cap	K-96126	•		•					
Window Trim	K-96127	•	•	•	•				
Joints & Trim (Set of 2)									
72" Corner Joints	K-97735	•	•	•	•	•	•	•	
96" Corner Joints	K-97635	•	•	•	•	•	•	•	
72" Outside Corner Joints	K-90026	•	•	•	•	•	•	•	
96" Outside Corner Joints	K-90028	•	•	•	•	•	•	•	
72" Seam Joints	K-97736	•	•	•	•	•	•	•	
96" Seam Joints	K-97636	•	•	•	•	•	•	•	
72" Wide Seam Joints	K-90037	•	•	•	•	•	•	•	
96" Wide Seam Joints	K-90038	•	•	•	•	•	•	•	
72" Edge Trim	K-97738	•	•	•	•	•	•	•	
96" Edge Trim	K-97638	•	•	•	•	•	•	•	
72" Edge Trim With Return	K-90040	•	•	•	•	•	•	•	
96" Edge Trim With Return	K-90042	•	•	•	•	•	•	•	

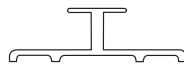
Corner joint



Outside corner joint



Seam joint



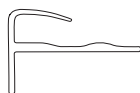
Wide seam joint



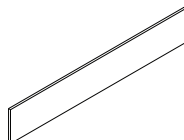
Edge trim



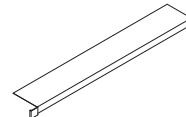
Edge trim with return



Pony cap



Window trim



Glossary of terms

Accent Panel

An accent panel is a 60" x 28" panel intended to provide customized configurations and design flexibility when paired with wall panels.

Serica® Material

Serica is Kohler's proprietary composite material, engineered to the highest standards of performance for long-lasting beauty. Using more than 30 years of compression molding experience, Kohler has reinvented the process of making composite material with its launch of Serica. It precisely combines the optimal amount of crushed stone with fiber strand reinforcement, under extreme pressure, to create unparalleled durability and aesthetic beauty. Serica material provides enduring strength and timeless design aesthetics for the showering environment.

Multipack

A multipack includes three walls of the same size. No joints or trim are included. Multipacks are available in limited sizes and colors; see page 40 for details.

Wall Kit

A wall kit includes three walls—one back wall and two end walls. The wall kit also includes two color-matched corner joints.

Natural Pattern Variation

The unique and intricate patterns of real stone inspired our natural patterns, VeinCut and CrossCut; therefore, variations in color and pattern are perfectly normal.

Wall Panel

A wall panel is a single wall that comes in five widths (32", 36", 42", 48" and 60") and two heights (72" and 96"). Wall panels also come with factory-molded edges on all four sides and are field-trimmable.



Choreograph shower walls, made of Serica material, are GREENGUARD certified for low chemical emissions.

Tips

Here are some tips to help you install Choreograph® shower walls and accessories.

Walls

- After removing panels from the box, peel the protective sheet back to inspect for any damage due to shipping, and then return the sheet to the panel. Leave the protective edge covers (used in shipping on the panels) in place until you have moved them to the final installation location—this will help to protect them while on the job site.
- CAUTION: Risk of product damage. The walls should be at room temperature before cutting. Allow the temperature to stabilize if the walls were outside in a cold climate.
- KOHLER® walls can be trimmed on the job site to create custom showers. Use of an abrasive masonry blade is recommended to deliver the best cut. Do not use a blade with teeth. A router may be used to cut the walls, but be warned that the router will dull quickly.
- CAUTION: Risk of injury. If the ceiling is to be covered with the wall material, the ceiling must be installed prior to the walls. Allow sufficient time for the ceiling installation to cure before installing the walls. This will help avoid the risk of having the ceiling fall, causing injury.
- The existing rough walls must be within 3/8" (10 mm) of plumb. Trim as needed.
- If the panels are being installed over existing tile, scuff the tile using 100 grit sandpaper to provide a better surface for adhesive contact.
- IMPORTANT: A great deal of dust will be generated when cutting the panels. Cutting the wall panels should be performed outside or in a well-ventilated area.
- Nonsolvent construction adhesives or 100% silicone are recommended for installation. Compare adhesive curing times to those with quicker bond times to help make the installation process faster and easier. Some suggested adhesives include:
 - 100% silicone
 - Loctite PL Heavy Duty Sealant
 - Loctite Power Grab Tub Surround
 - Loctite PL200 Projects
 - Loctite PL375 Heavy Duty Construction
 - Loctite PL400 Subfloor—WARNING—not compatible with Shower Locker® Units
 - Loctite PL505 Trim & Paneling
 - Loctite PL Premium Construction
 - Liquid Nails Projects Construction
 - Liquid Nails Subfloor & Deck Construction
 - Liquid Nails Tub Surround & Shower Wall

Accessories

- If you are including KOHLER accessories in your custom shower, be sure to plan for their location (including stud placement for KOHLER Shower Locker® storage and blocking for KOHLER shower barre and floating shower shelves) before you put up your drywall. Include the location in your plans when you trim the panels on site.

General Care & Cleaning for the Choreograph Collection

For best results, keep the following in mind when caring for your KOHLER product:

- Always test your cleaning solution on an inconspicuous area before applying to the entire surface.
- Wipe surfaces clean and rinse completely with water immediately after applying cleaner.
- Do not allow cleaners to soak.
- Use a soft, damp sponge or cloth. Never use an abrasive material such as a brush or scouring pad to clean surfaces.
- Do not use abrasive cleansers or acidic solvents on the surface as they may cause dullness or discoloration.
- Wipe with a soft cloth after each use to prevent a buildup of soap and scum.
- For metal surfaces, never use cleaners containing abrasives, ammonia, bleach, acids, waxes or solvents as they may damage the finish. Use only a soft, damp sponge or cloth for cleaning.

Care Tip

Weekly cleaning using mild cleansers is recommended.

Products to Consider

- Fantastik Antibacterial Heavy-Duty
- Glass Plus Glass & Multi-Surface Cleaner
- Softscrub Total All-Purpose Spray Cleaner (do not use on metal surfaces)
- Formula 409 Antibacterial All-Purpose Cleaner (do not use on metal surfaces)

For Rust Removal

- Super Iron Out Rust Stain Remover



Choreograph shower walls, made of Serica® material, are GREENGUARD certified for low chemical emissions.

Additional information and warranty

Frequently Asked Questions

Q How thick are the walls?

A 0.2 inches thick, on average.

Q Are the walls repairable in the field?

A Yes. Color-matched kits for joints/trim and walls are available to repair scratches and small cracks.

Q What shower bases are compatible with the Choreograph wall panels? Is it required to use a KOHLER® shower base with the wall panels?

A Choreograph walls are compatible with all KOHLER and STERLING® shower bases and baths. Given the nature of Choreograph walls, they do not require a KOHLER shower base. However, if the shower base does not have a nail/tiling flange, care should be taken to manage how the walls and shower floor meet to ensure proper water containment.

Q How should the walls be stored?

A Walls can be stored vertically or horizontally. If walls are stored vertically outside of the package, it is recommended that they are laid flat for 24 hours prior to installation. In the rare case a bow occurs in the wall, bracing can be used after installation to help remove the bow.

Q Are the shower walls fire-retardant?

A Yes. They are tested in accordance with ASTM E162-08; the material is classified as a Class I or Class A material. Tested in accordance with ASTM E662-09, the material has an average smoke density rating of 234.

Q Can the walls be installed over tile?

Yes. See the detailed installation instructions for the proper procedure. The edge trim with return can be used to finish this type of installation.

Q Can the walls be installed on the floor or the ceiling?

A The wall material cannot be used on floors but can be used on ceilings. See the detailed installation instructions for the proper procedure.

Q Can the walls be installed outside the shower/bath space?

A Yes. Be sure to test adhesives for proper bonding to the substrate to which you are attaching the walls.

Q What happens if I accidentally use a bleach product on the walls?

A It is not recommended that you use cleaning products containing bleach. Limited exposure should not damage panels but prolonged and covered exposure could lead to discoloration that would not be covered by Kohler's warranty.

Q Can I install on a wall with a window?

A Yes. The ability to cut the material will allow you to make an opening in the wall panel for the window. Additional wall material pieces can be cut as needed to cover the inside of a window sill. Choreograph joints and trim can be utilized to help manage the sections of wall material where they come together.

Q Is there color-matched silicone available?

A Not at this time.

Q Are the walls compatible with steam?

A Yes.

Q How much weight will the accessories hold?

A When properly installed and used per the installation instructions, specification guide and homeowner's guide:
The shower stool will hold 300 lb, tested per ANSI Z124.1 combined standard.
Shower bars will hold 300 lb, tested to the CSA/IAPMO combined standard.

Material

Choreograph shower walls are manufactured from a proprietary composite material we call Serica®. Kohler relied on its 30 years of compression molding experience to produce a material that will stand up beautifully to daily wear and tear in the bathroom. The patented process combines the optimal amount of crushed stone together with fiber strand reinforcement, and then subjects the mix to extreme pressure. Serica is engineered for enduring strength and timeless design in any showering environment.

Warranty

Kohler Co. warrants all Choreograph products (including Choreograph accessories) to be free of defects in material and workmanship during normal residential use for ten (10) years from the date of sale. If a Choreograph product or accessory is used commercially or is installed outside of the United States of America, Canada or Mexico, Kohler Co. warrants the Choreograph product or accessory to be free of defects in material and workmanship during normal use for three (3) years from the date of sale.

If Kohler Co.'s inspection of your Choreograph product or accessory discloses a defect in material or workmanship within the applicable period of coverage stated above, Kohler Co. will, at its election, repair, replace or make appropriate adjustment. Kohler Co. is not responsible for labor charges, installation, or other incidental or consequential costs. In no event shall the liability of Kohler Co. exceed the purchase price of the Choreograph product or accessory. Damages due to improper handling, installation or maintenance are not considered manufacturing defects and are not covered by this warranty. This warranty is valid for the original, consumer purchaser only. Proof of purchase (original sales receipt) must be provided to Kohler Co. with all warranty claims.

To obtain warranty service, contact Kohler Co. either through your plumbing contractor, home center, wholesaler, dealer, or E-tailer, or by calling or writing Kohler Co, Attn: Customer Care Center, 444 Highland Drive, Kohler, Wisconsin 53044, 1-800-4-KOHLER (1-800-456-4537) from within the U.S.A. and Canada, and 001-800-456-4537 from within Mexico, or visit KOHLER.com within the U.S.A., www.ca.kohler.com from within Canada, or www.mx.kohler.com in Mexico.

TO THE EXTENT PERMITTED BY LAW, ALL IMPLIED WARRANTIES INCLUDING THOSE OF MERCHANTABILITY AND FITNESS FOR A PARTICULAR PURPOSE ARE HEREBY DISCLAIMED. KOHLER CO. AND SELLER HEREBY DISCLAIM ANY LIABILITY FOR SPECIAL, INCIDENTAL, OR CONSEQUENTIAL DAMAGES. Some states/provinces do not allow limitations on how long an implied warranty lasts, or the exclusion or limitation of special, incidental or consequential damages, so these limitations and exclusions may not apply to you. This warranty gives you specific legal rights. You may have other rights which vary from state/province to state/province.

This is the exclusive written warranty for Kohler Co.



Complete the room

Finish the look of the room with KOHLER®. From doors to shower bases to faucets and so much more, the wide range of our award-winning designs and world-class products will give you the bathroom you've always wanted.

Concise and easy to use, our full-line category books guide you through choosing products that are right for you and your home. View and download them at KOHLER.com/LiteratureStore. Or visit us at KOHLER.com for design inspiration and tips, help planning your space and a comprehensive look at KOHLER bathroom products.



To learn more about the Choreograph® shower wall
and accessory collection, visit [KOHLER.com/Choreograph](https://www.kohler.com/Choreograph).