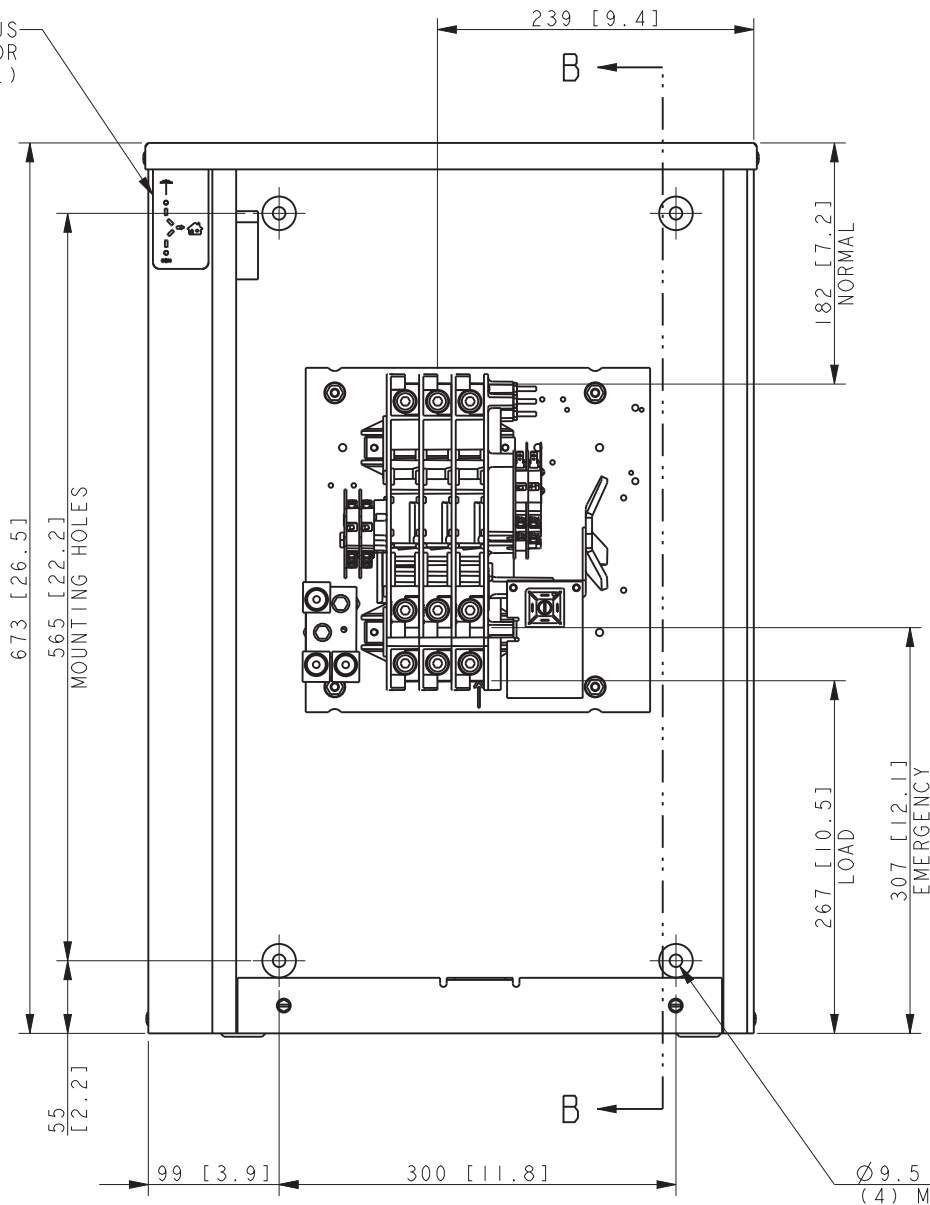


PADLOCK HASP

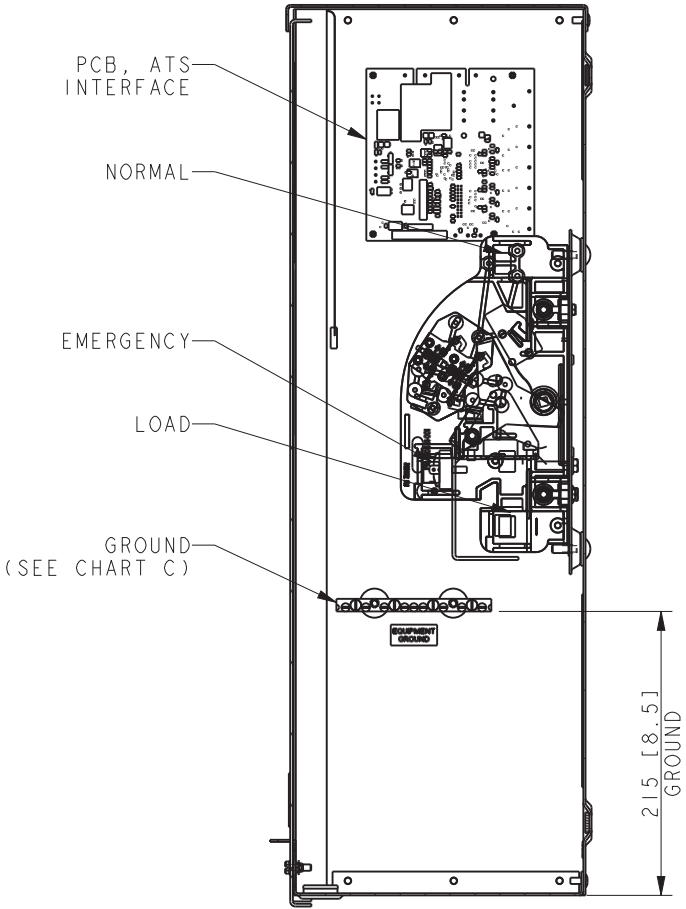
STATUS INDICATOR (OPTIONAL)




100/200A 3 POLE CONTACTOR SHOWN
(COVER REMOVED TO SHOW DETAIL)

SCREW TYPE TERMINALS FOR EXTERNAL POWER CONNECTION			
SWITCH RATING (AMPS)	RANGE OF AL-CU WIRE SIZES		
	CONTACTOR (PER PHASE)	NEUTRAL	GROUND
100-200	(1) #14 TO 4/0	(3) #14 TO 4/0	(9) #14 TO #6 AWG (4) #14 TO 1/0
TORQUE	#14 TO #10 AWG: 100 lbf-in (11.3 Nm) #8 TO 4/0: 200 lbf-in (22.6 Nm)	#14 TO #10 AWG: 100 lbf-in (11.3 Nm) #8 TO 4/0: 200 lbf-in (22.6 Nm)	SEE CHART C

C: GROUND TORQUE		
	LARGE HOLE	SMALL HOLE
#14-10 AWG	35 lbf-in (4 Nm)	#14-10 AWG 15 lbf-in (1.7 Nm)
#8 AWG	40 lbf-in (4.5 Nm)	
#6-4 AWG	45 lbf-in (5.1 Nm)	
#2-1/0	50 lbf-in (5.6 Nm)	#8-6 AWG 25 lbf-in (2.8 Nm)



SECTION B-B



DIMENSION IN [] ARE INCHES.

FINISH: ANSI 49 GRAY

REFER TO OPERATOR'S MANUAL PRIOR TO INSTALLATION AND OPERATION OF UNIT.

APPROXIMATE WEIGHT 3P = 30 LB
APPROXIMATE WEIGHT 4P = 33 LB

MODEL RXT
100-200A, 3 PHASE
STANDARD TRANSITION
TYPE 3R ENCLOSURE

REV	DATE	ON COMPOSITE DWGS. SEE PART NO. FOR REVISION LEVEL	BY
-	2-19-21	NEW DRAWING [CT210077]	ZHK

UNLESS OTHERWISE SPECIFIED -
1) DIMENSIONS ARE IN MILLIMETERS
2) TOLERANCES ARE:
X.XX ± 0.25
X.X ± 1.0
X ± 1.5
ANGLES ± 0° 30' MAX.
THIRD ANGLE PROJECTION

APPROVALS	DATE
DRAWN ZHK	1-4-21
CHECKED MTL	1-4-21
APPROVED MTL	1-4-21

KOHLER CO. METRIC PRO-E
POWER SYSTEMS, KOHLER, WI 53044 U.S.A.
THIS DRAWING IN DESIGN AND DETAIL IS KOHLER CO. PROPERTY AND MUST NOT BE USED EXCEPT IN CONNECTION WITH KOHLER CO. WORK. ALL RIGHTS OF DESIGN OR INVENTION ARE RESERVED.

TITLE: **DIMENSION PRINT**

SCALE: 0.18 CAD NO. SHEET 1 of 1
DWG NO. **ADV-9755**