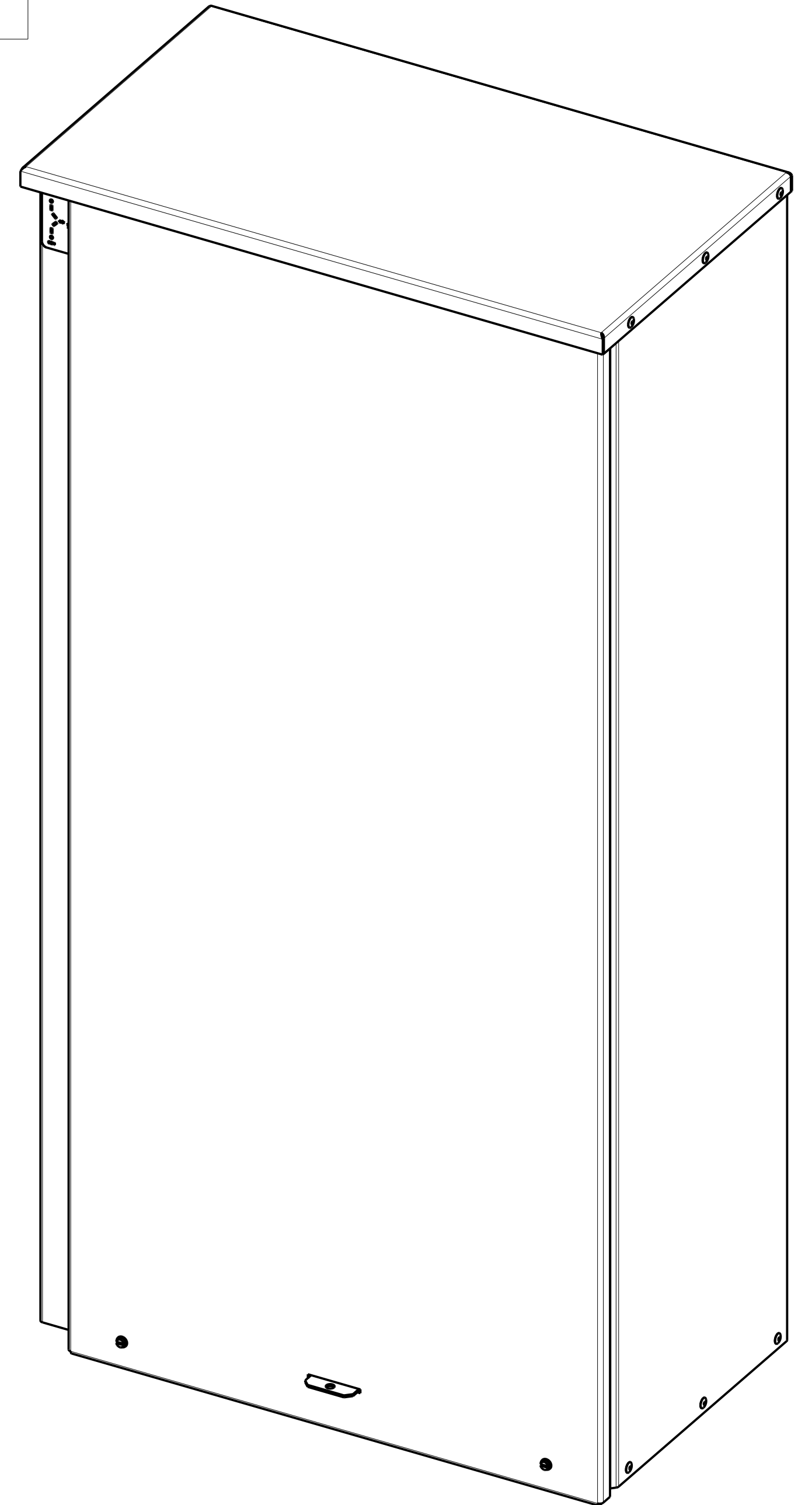
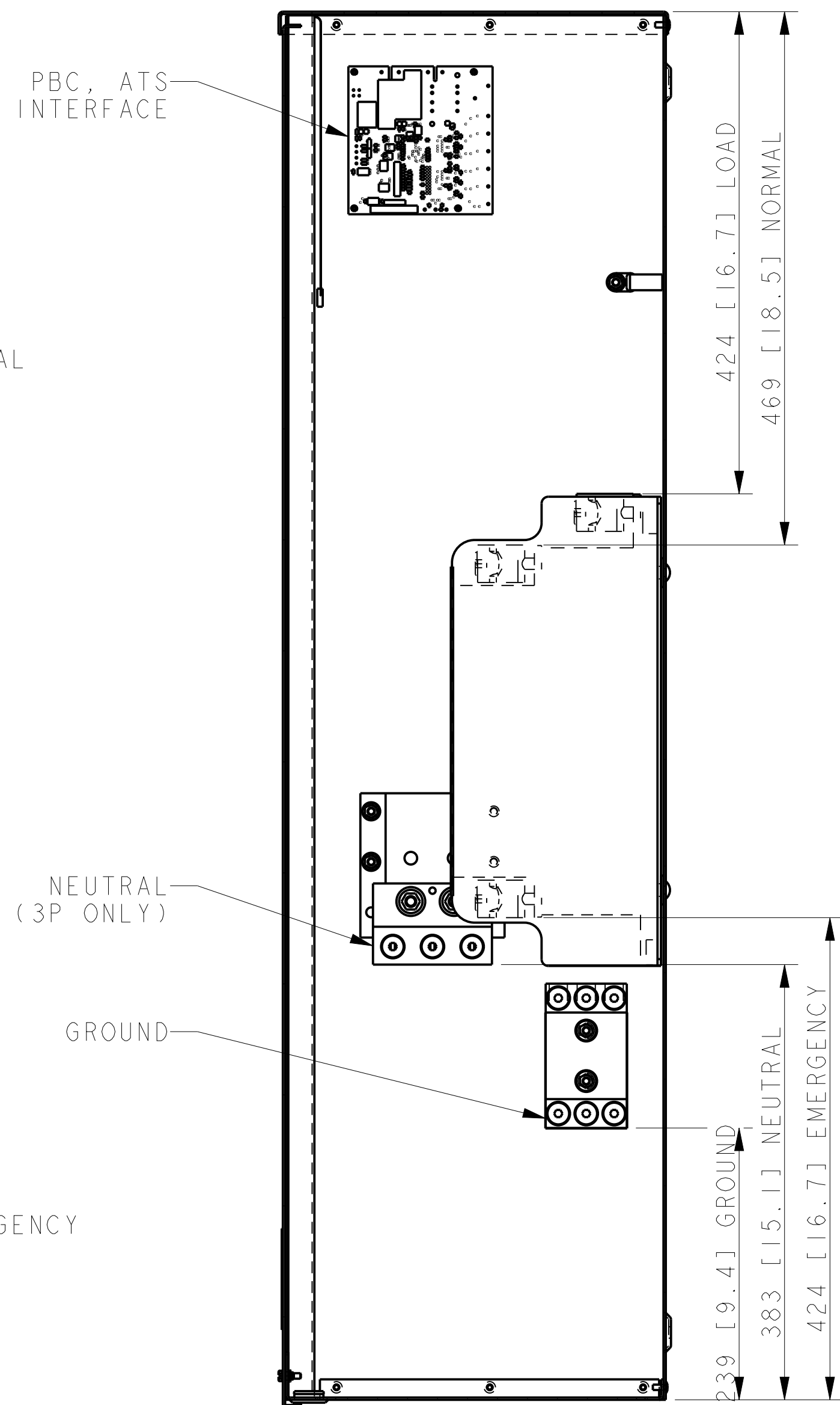
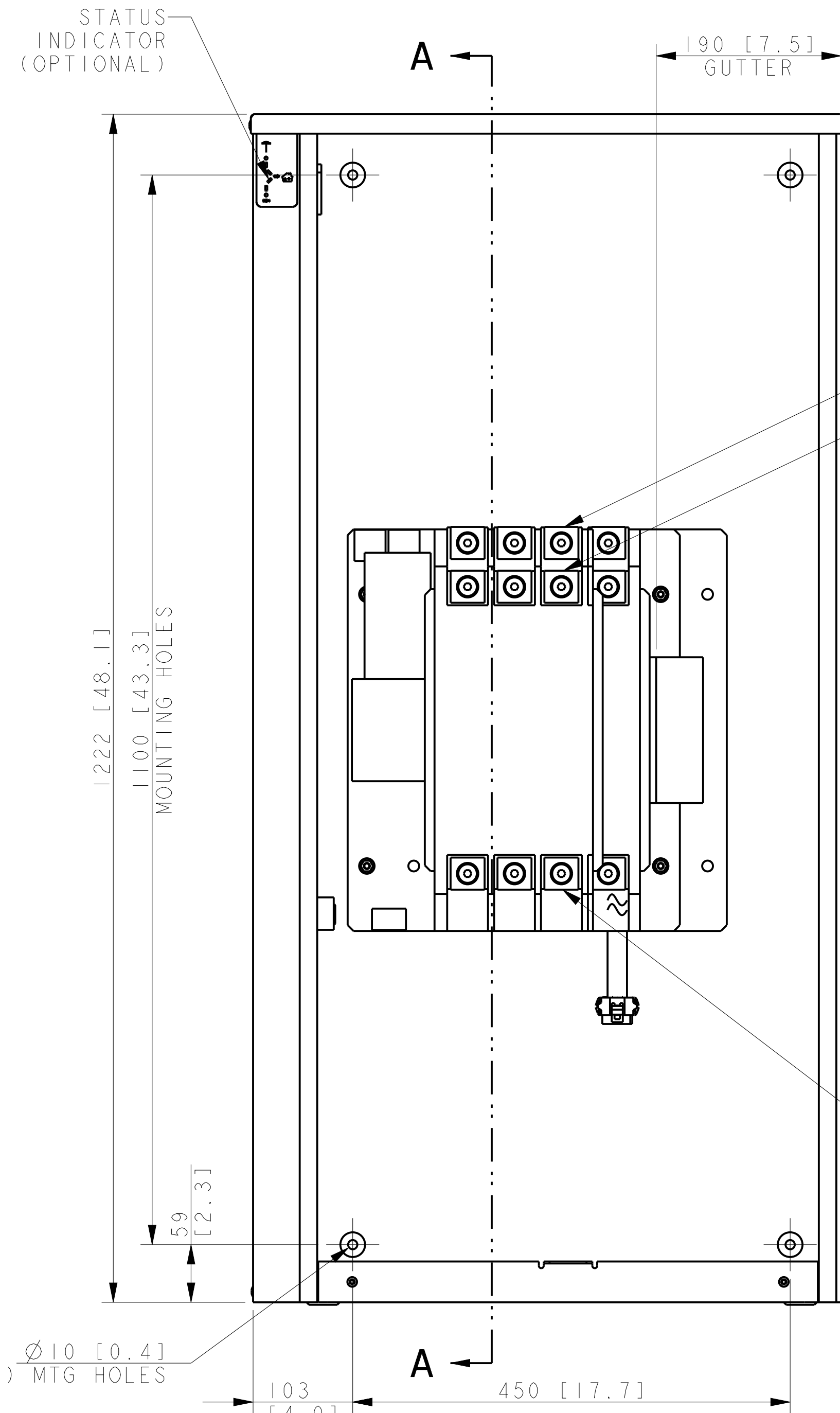


A: SCREW TYPE TERMINALS FOR EXTERNAL POWER CONNECTION			
SWITCH RATING (AMPS)	RANGE OF AL-CU WIRE SIZES		
	CONTACTOR (PER PHASE)	NEUTRAL	GROUND
400	(2) 1/0-250 MCM OR (1) #4-600 MCM	(6) 1/0-250 KCMIL OR (3) #4-600 KCMIL	(6) #6-3/0 AWG
TORQUE	UP TO 250 KCMIL 275 lbf-in (31.1 Nm) 300 KCMIL TO 600 KCMIL 500 lbf-in (56.5 Nm)	UP TO 250 KCMIL 275 lbf-in (31.1 Nm) 300 KCMIL TO 600 KCMIL 500 lbf-in (56.5 Nm)	275 lbf-in (31.1 Nm)



DIMENSION IN [] ARE INCHES.
 FINISH: ANSI 49 GRAY.
 REFER TO OPERATOR'S MANUAL PRIOR TO
 INSTALLATION AND OPERATION OF UNIT.
 APPROXIMATE WEIGHT 59 Kg (130 LBS.)

Ø10 [0.4]
 (4) MTG HOLES
 103 [4.0]
 450 [17.7]
**400A CONTACTOR
 (COVER REMOVED TO SHOW DETAIL)**

SECTION A-A

400A
 3 & 4P 480V
 MODEL RXT
 TYPE 3R ENCLOSURE

REV	DATE	DESCRIPTION	BY
-	4-4-14	NEW DRAWING [CT88602]	BTW
A	6-17-16	LOGO REMOVED [CT148955]	BTW
B	1-12-18	(D-3)(6) #6 TO 3/0 AWG WAS (3) #6 TO 3/0 AWG; [CT183021]	BTW
C	4-10-18	(D-5) TABLE UPDATED [CT186526]	RMJ

UNLESS OTHERWISE SPECIFIED -
 1) DIMENSIONS ARE IN MILLIMETERS
 2) TOLERANCES ARE:
 X.XX ± 0.25
 X.X ± 1.0
 X ± 1.5
 ANGLES ± 0° 30' MAX.

KOHLER CO. METRIC PRO-E
 POWER SYSTEMS, KOHLER, WI 53044 U.S.A.
 THIS DRAWING IN DESIGN AND DETAIL IS KOHLER CO.
 PROPERTY AND MUST NOT BE USED EXCEPT IN
 CONNECTION WITH KOHLER CO. WORK. ALL RIGHTS OF
 DESIGN OR INVENTION ARE RESERVED.

TITLE: **DIMENSION PRINT, 400A, 3 & 4 POLE**
 SCALE: 0.25 CAD NO. SHEET 1 of 1
 DWG NO. **ADV-8693**