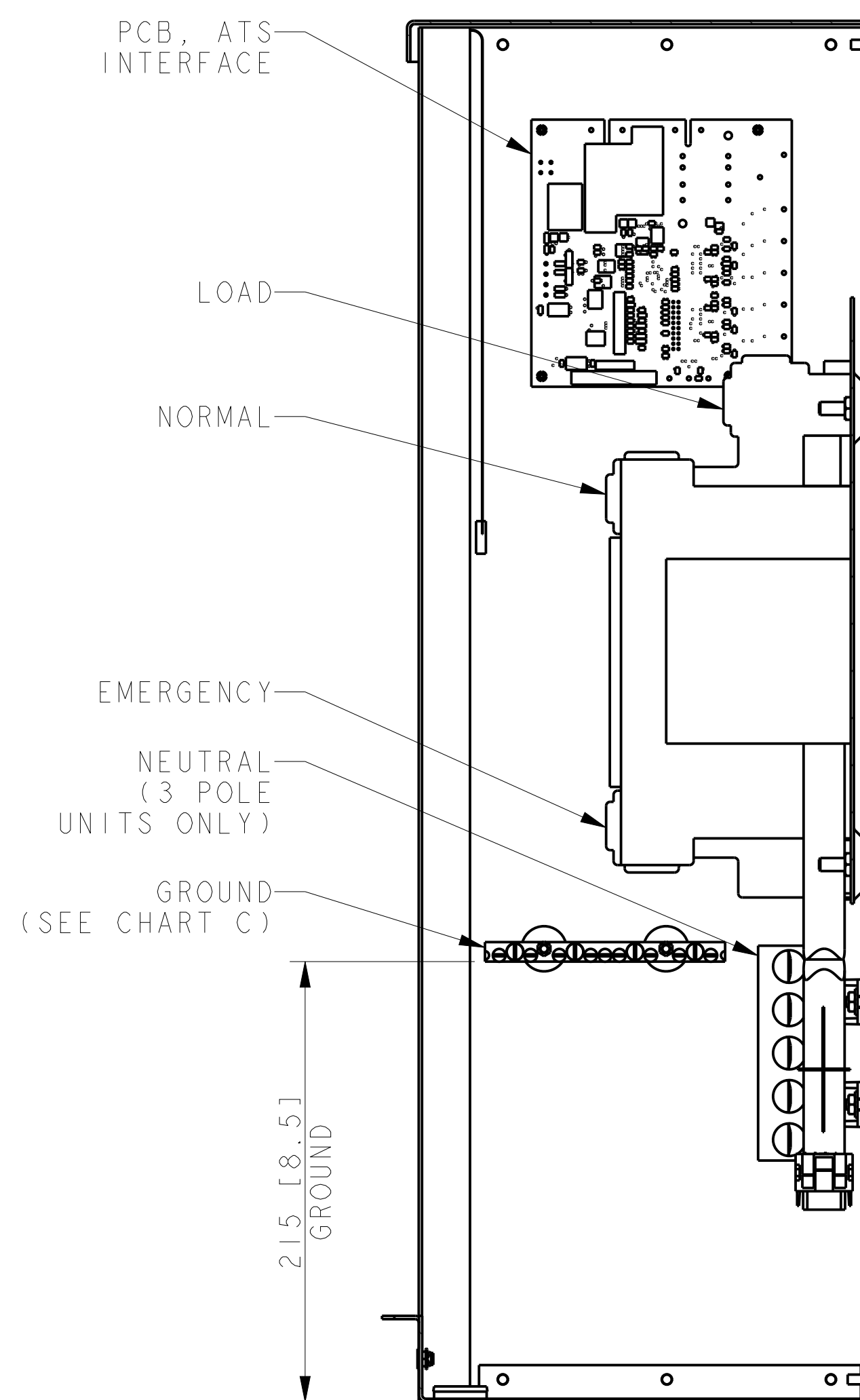
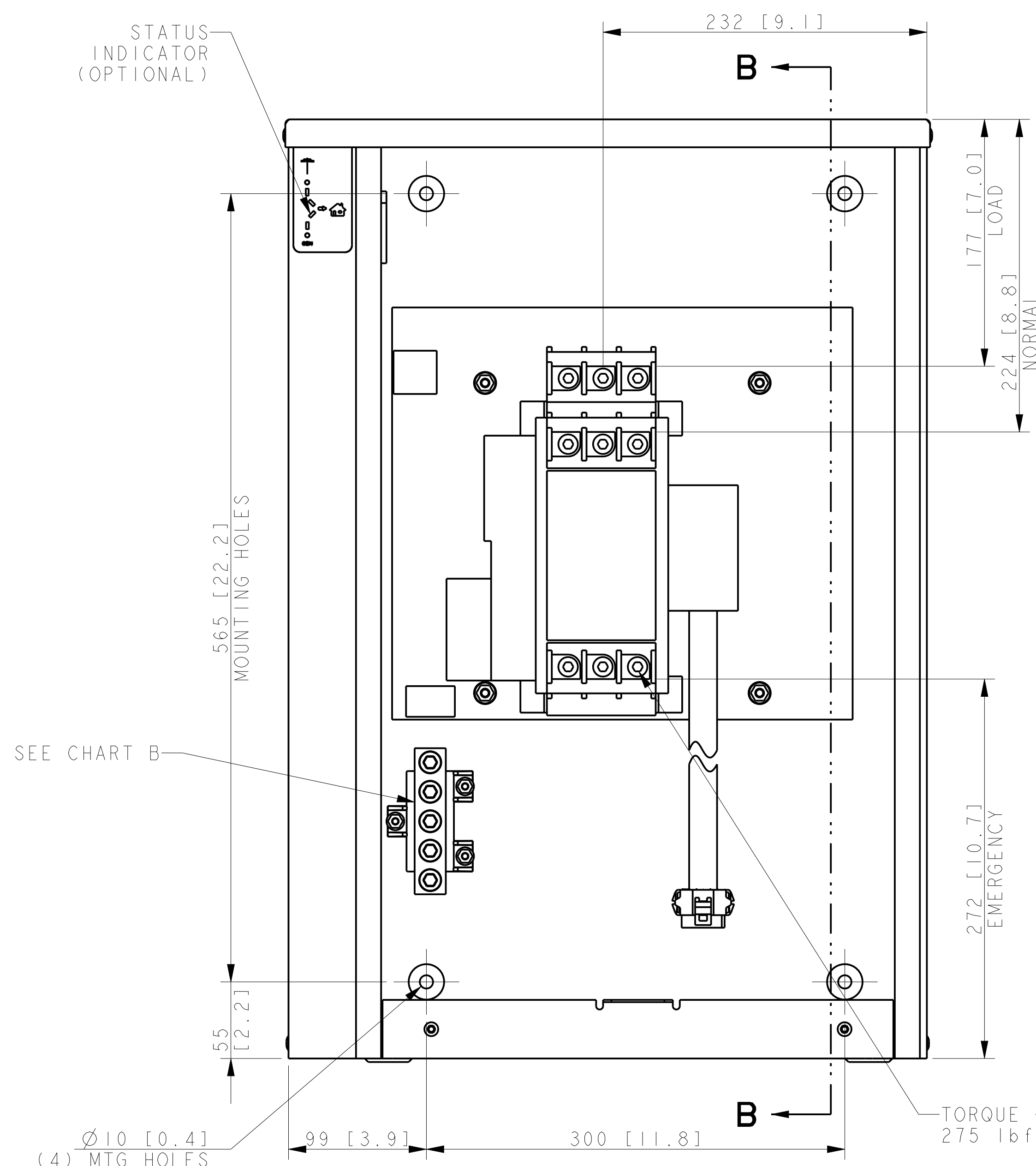
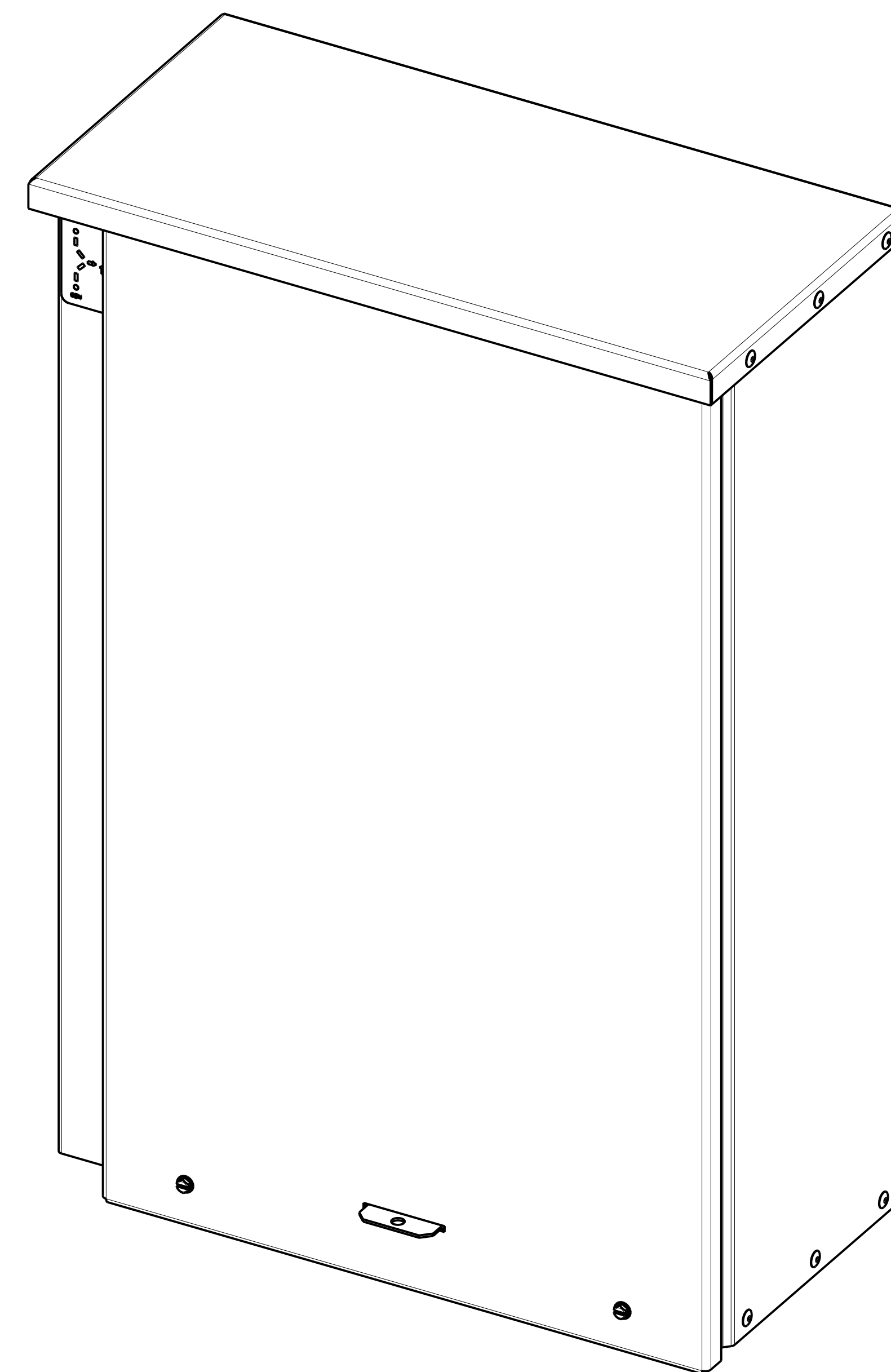


PADLOCK HASP

A: SCREW TYPE TERMINALS FOR EXTERNAL POWER CONNECTION			
SWITCH RATING (AMPS)	RANGE OF AL-CU WIRE SIZES		
	CONTACTOR (PER PHASE)	NEUTRAL (2 & 3 POLE)	GROUND
100	(1) #14-1/0 AWG	(5) #12-250 KCMIL (Cu) OR (5) #10-250 KCMIL (Al)	(9) #14-#6 AWG (4) 1/0-#14 AWG
200	(1) #6-250 KCMIL	(5) #12-250 KCMIL (Cu) OR (5) #10-250 KCMIL (Al)	(9) #14-#6 AWG (4) 1/0-#14 AWG

B: NEUTRAL TORQUE	
#14-10 AWG	60 lbf-in (6.8 Nm)
#8-3 AWG	120 lbf-in (13.6 Nm)
#2-2/0 AWG	240 lbf-in (27.1 Nm)
3/0-250 KCMIL	275 lbf-in (31.1 Nm)

C: GROUND TORQUE		
	LARGE HOLE	SMALL HOLE
#14-10 AWG	35 lbf-in (4 Nm)	#14-10 AWG 15 lbf-in (1.7 Nm)
#8 AWG	40 lbf-in (4.5 Nm)	
#6-4 AWG	45 lbf-in (5.1 Nm)	
#2-1/0	50 lbf-in (5.6 Nm)	#8-6 AWG 25 lbf-in (2.8 Nm)



SECTION B-B

DIMENSION IN [] ARE INCHES.
 FINISH: ANSI 49 GRAY
 REFER TO OPERATOR'S MANUAL PRIOR TO INSTALLATION AND OPERATION OF UNIT.
 100 AMP APPROXIMATE WEIGHT 14 Kg (30 LBS.)
 200 AMP APPROXIMATE WEIGHT 14 Kg (30 LBS.)

100/200A 3 POLE CONTACTOR SHOWN
 (COVER REMOVED TO SHOW DETAIL)

MODEL RXT
 100-200A, 3 PHASE
 STANDARD TRANSITION
 TYPE 3R ENCLOSURE

REV	DATE	ON COMPOSITE DWGS. SEE PART NO. FOR REVISION LEVEL	BY	UNLESS OTHERWISE SPECIFIED - 1) DIMENSIONS ARE IN MILLIMETERS 2) TOLERANCES ARE:
-	4-3-14	NEW DRAWING [CT88602]	BTW	X.XX ± 0.25 X.X ± 1.0 X ± 1.5
A	6-14-16	LOGO & DECAL REMOVED [CT148955]	BTW	ANGLES ± 0° 30' MAX.
B	1-12-18	GROUND & NEUTRAL VIEWS UPDATED; (D-2,-3) (5) #12-250 KCMIL (Cu) WAS (3)#4-600 KCMIL, (5) #10-250 KCMIL (Al) WAS (6)1/0-250 KCMIL (2 PLACES),(9) #14-#6 AWG & (4) 1/0-#14 AWG WAS (3) #6-3/0 AWG (2 PLACES); [CT183021]	BTW	THIRD ANGLE PROJECTION
C	4-10-18	(A-1,5, B-5,8, D-5) UPDATED & ADDED NOTES & TABLES [CT186526]	BTW	APPROVALS
			RMJ	CHECKED BTW 4-3-14
				APPROVED MTL 4-3-14

KOHLER CO. METRIC PRO-E
 POWER SYSTEMS, KOHLER, WI 53044 U.S.A.
 THIS DRAWING IN DESIGN AND DETAIL IS KOHLER CO. PROPERTY AND MUST NOT BE USED EXCEPT IN CONNECTION WITH KOHLER CO. WORK. ALL RIGHTS OF DESIGN OR INVENTION ARE RESERVED.

TITLE
DIMENSION PRINT 100-200A, 3 PHASE

SCALE 0.40 CAD NO. SHEET 1 of 1
 DWG NO. **ADV-8689**