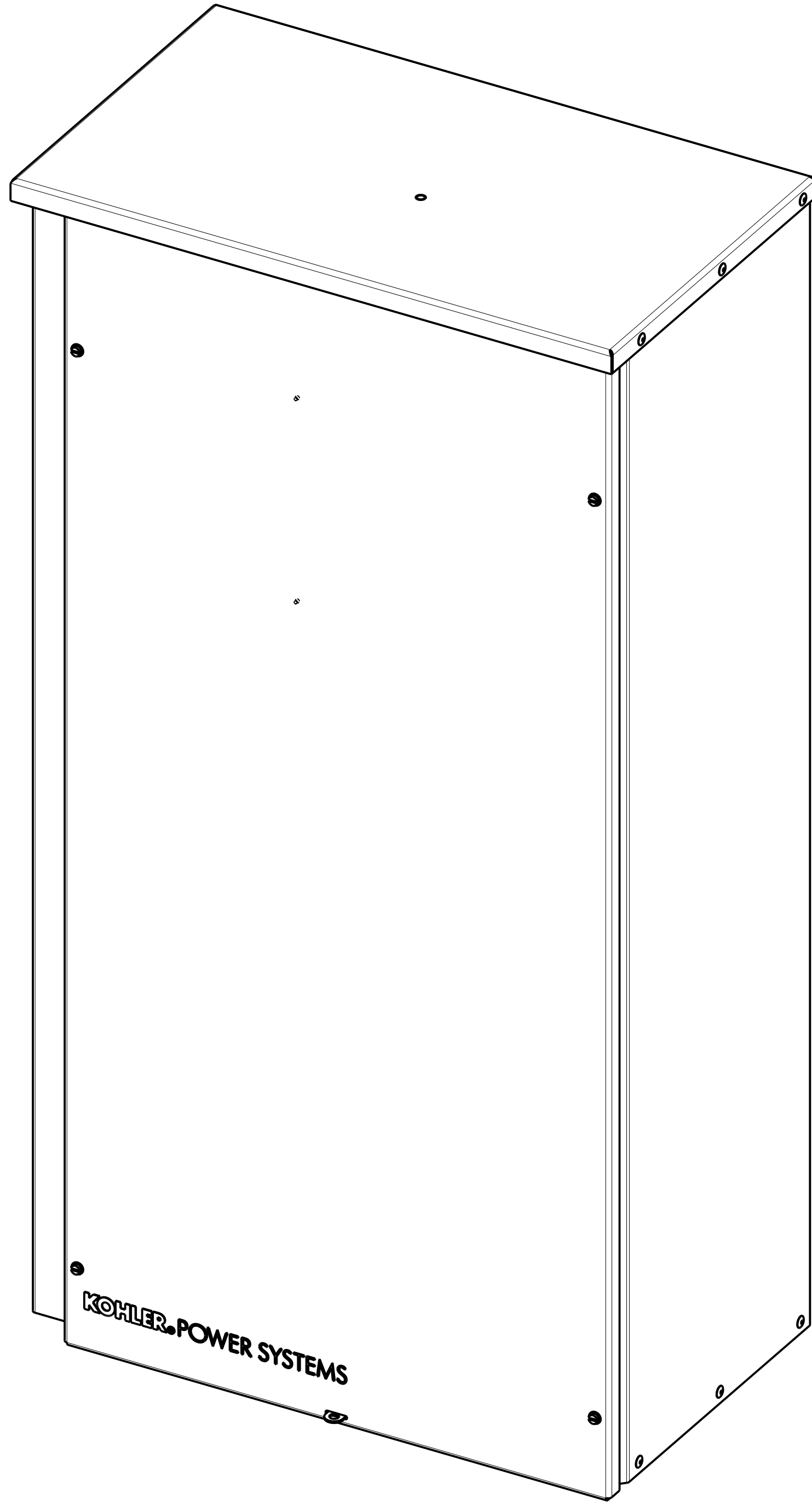
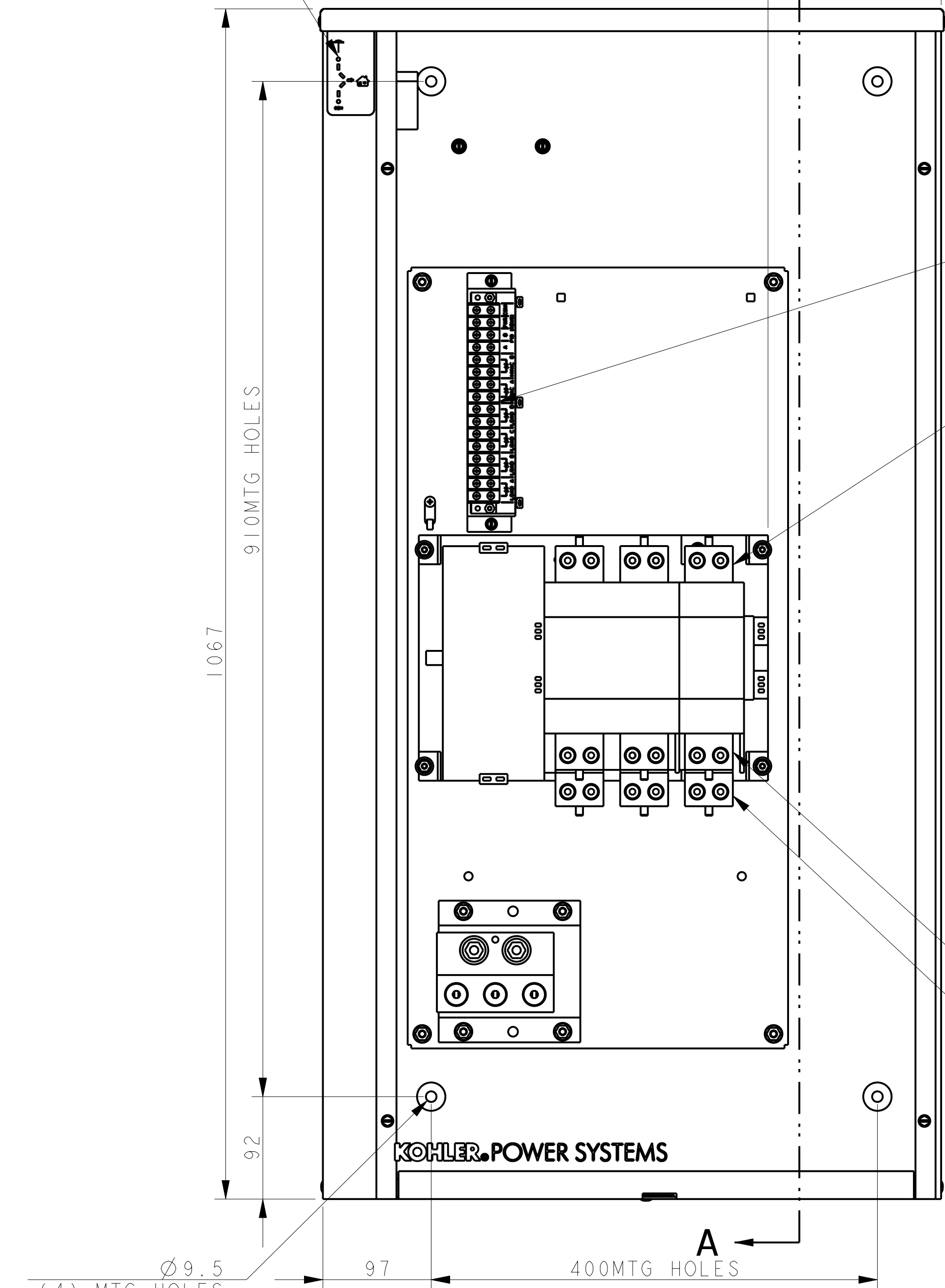


SCREW TYPE TERMINALS FOR EXTERNAL POWER CONNECTION			
SWITCH RATING (AMPS)	RANGE OF AL-CU WIRE SIZES		
	CONTACTOR (PER PHASE)	NEUTRAL	GROUND
400	(2) #6-250 KCMIL	(3) #4-600 KCMIL OR (6) 1/0-250 KCMIL	(3) #6-3/0 AWG



STATUS INDICATOR (OPTIONAL)



PCB, ATS INTERFACE

LOAD SHED (OPTIONAL)

NORMAL

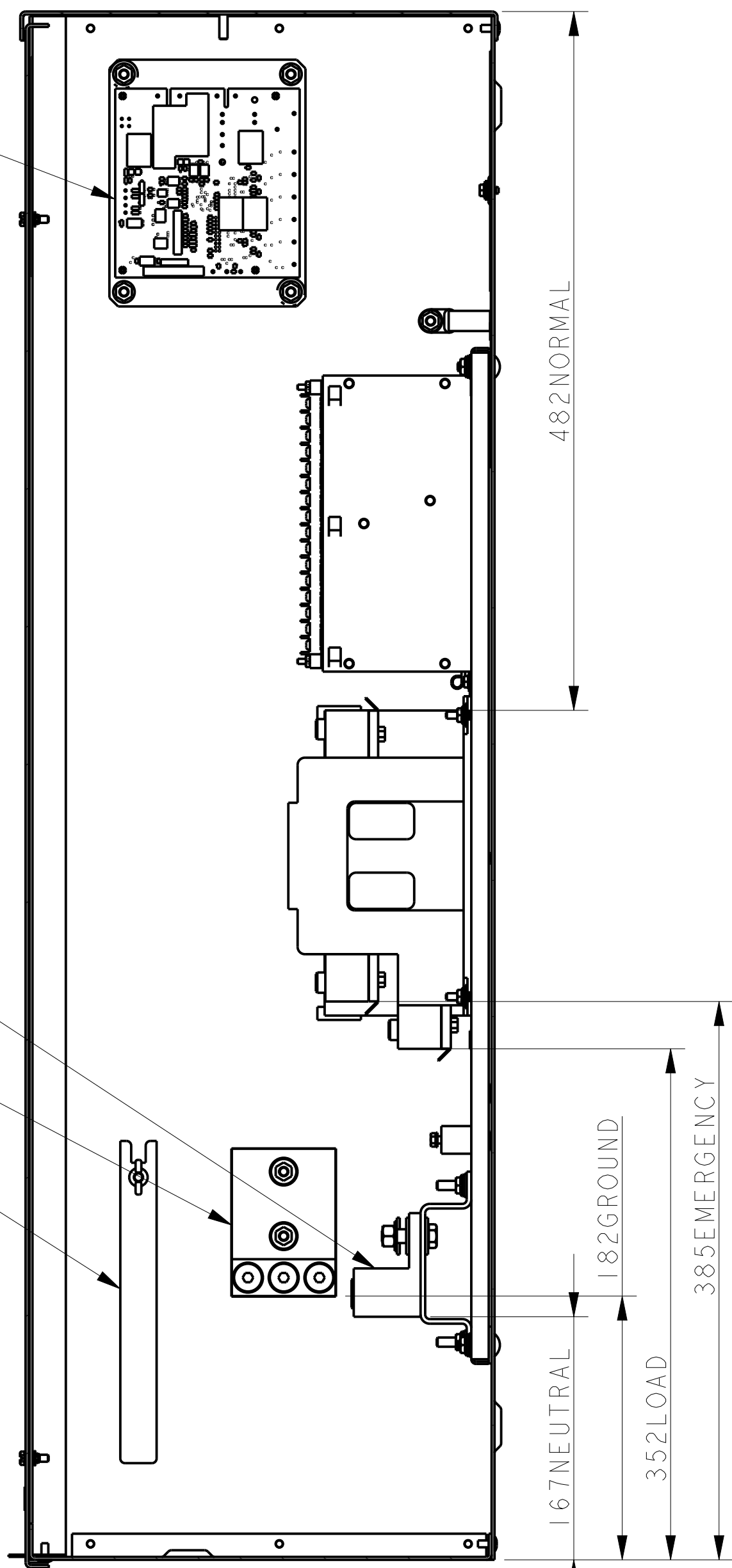
NEUTRAL

GROUND

MANUAL TRIP HANDLE

EMERGENCY

LOAD



SECTION A-A

400A CONTACTOR (COVER REMOVED TO SHOW DETAIL)

400A  
3P, 208-240V  
MODEL RXT  
NEMA 3R ENCLOSURE

DIMENSION IN [ ] ARE INCHES.  
FINISH: ANSI 49 GRAY  
REFER TO OPERATOR'S MANUAL PRIOR TO INSTALLATION AND OPERATION OF UNIT.  
APPROXIMATE WEIGHT 41 Kg (90 LBS.)

REV	DATE	DESCRIPTION	BY
-	4-26-11	NEW DRAWING [90714]	BTW
A	4-16-12	(D-4) NEUTRAL: (3) #4-600 KCMIL OR (6) 1/0-250 KCMIL WAS (1) #4-600 KCMIL OR (2) 1/0-250 KCMIL; (D-3) GROUND: (3) #6-3/0 AWG WAS #14-1/0 AWG; [CT11732]	BTW
B	9-13-13	(C-8) STATUS INDICATOR OPTION SHOWN; (C-6) LOAD SHED OPTION SHOWN; [CT48126]	BTW

UNLESS OTHERWISE SPECIFIED - 1) DIMENSIONS ARE IN MILLIMETERS 2) TOLERANCES ARE:			<b>KOHLER CO.</b> METRIC PRO-E POWER SYSTEMS, KOHLER, WI 53044 U.S.A. THIS DRAWING IN DESIGN AND DETAIL IS KOHLER CO. PROPERTY AND MUST NOT BE USED EXCEPT IN CONNECTION WITH KOHLER CO. WORK. ALL RIGHTS OF DESIGN OR INVENTION ARE RESERVED.
APPROVALS	DATE		
DRAWN BTW	4-26-11	TITLE <b>DIMENSION PRINT, 400A 3 POLE, 240V</b>	
CHECKED BTW	4-26-11	SCALE 0.30	CAD NO. SHEET 1 of 1
APPROVED MTL	4-26-11	DWG NO. <b>ADV-8194</b>	