

**ISO 9001**  
**KOHLER**  
NATIONALLY REGISTERED



## The KOHLER Advantage

- **Built to Last Since 1920**

For over 90 years, hospitals, airports and military bases around the world have depended on KOHLER generators.

- **Premium Warranty**

You get our premium 3-year limited warranty backed by a network of more than 10,000 dealers.

- **Free Loaner Program\***

If your KOHLER generator ever goes down, just swing by one of our select dealers. We'll provide a free loaner unit for warranty repairs exceeding 24 hours.

## Standard Features

- **Self-Priming**

Automatically clears air out of the pump system.

- **Protective Frame**

A 360-degree roll cage design.

- **Pro-Grade Engine**

Powered by a KOHLER Command PRO<sup>®</sup> engine, designed for professional-grade power.

- **Extra Engine Protection**

Oil Sentry<sup>™</sup> automatically shuts engine down in low-oil conditions.

- **High-Power Engine Protection**

Quad-Clean<sup>™</sup> air filtration and heavy-duty cyclonic air filter trap fine contaminants for maximum power and engine life.

## Available U-Spec<sup>™</sup> Accessory System Options

- Wheelbarrow handle kit
- Wheel kit
- Leg kit
- Cord management kit
- Isolator kit
- Hose kit

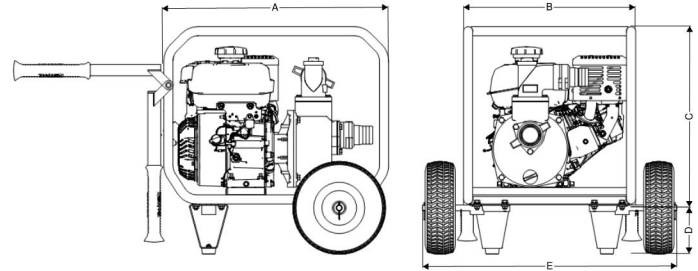
\* At participating dealers, based on availability.

## Specifications

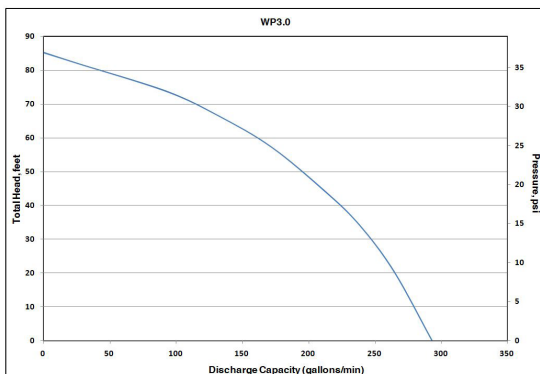
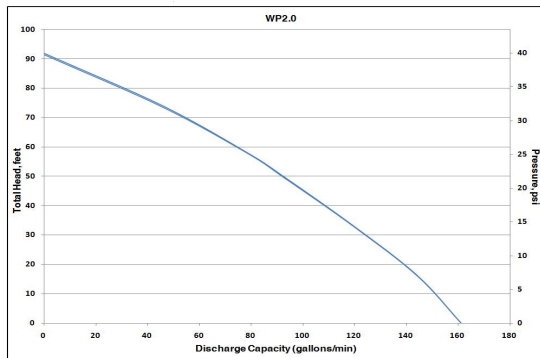
Model Name	WP2.0	WP3.0
Pump Type	2 inch water pump	3 inch water pump
Kohler Pump Spec	PA-WP20-3001	PA-WP30-3001
Compliance	3001 (CARB/EPA/CSA)	
Engine cc	208	
Oil-Sentry™ (Low oil protection)	Yes	
Suction Diameter in (mm)	2" NPT (50.8)	3" NPT (76.2)
Suction Head Height ft (m)	26 (8)	
Total Head Height ft (m)	85 (26)	98 (30)
Flow Rate gal (L) per minute	159 (600)	264 (1000)
Impeller	Cast Iron	
Seals	Graphite Ceramic	
Max Pressure (PSI)	37	40
Priming Time	110 sec @ 16.4 ft	150 sec @ 16.4 ft
Fuel Type	Gasoline	
Fuel Capacity	1gal (4L)	
Run Time (hours)	3.1	3.0
Warranty-Commercial/ Industrial Use	3 Years	
Warranty-Consumer/ Recreational Use	3 Years	

## Dimensions and Weights

A mm (in.):	617 (24.3)	Carton Length mm (in.):	630 (24.8)
B mm (in.):	478 (18.8)	Carton Width mm (in.):	490 (19.3)
C mm (in.):	488 (19.2)	Carton Height mm (in.):	523 (20.6)
D mm (in.):	140 (5)	Shipping Weight lbs (kg):	
E mm (in.):	681 (26.8)	WP2.0	72.3 (33)
Unit Weight lbs (kg):		WP3.0	81.5 (37)
WP2.0	66 (30)		
WP3.0	77 (35)		



## Performance



NOTE: Dimensions are provided for reference only and should not be used for planning installation. Contact your local distributor for more detailed information.

Availability is subject to change without notice. The generator set manufacturer reserves the right to change the design or specifications without notice and without any obligation or liability whatsoever.

### DISTRIBUTED BY:



© 2015 and 2018 by Kohler Co. All rights reserved.