

KDxxxx-YF designates a 50 Hz generator set with a fuel optimized engine.

Ratings Range

		50 Hz
Standby:	kW	656- 720
	kVA	820- 900
Prime:	kW	584- 632
	kVA	730- 790



Standard Features

- Kohler Co. provides one-source responsibility for the generating system and accessories.
- Approved for use with certified renewable Hydrotreated Vegetable Oil (HVO) / Renewable Diesel (RD) fuels compliant with EN15940 / ASTM D975.
- The generator set and its components are prototype-tested, factory-built, and production-tested.
- The generator set accepts rated load in one step.
- A standard three-year or 1000-hour limited warranty for standby applications. Five-year basic, five-year comprehensive, and ten-year extended limited warranties are also available.
- A standard two-year or 8700-hour limited warranty for prime power applications.
- Other features:
 - Kohler designed controllers for one-source system integration and remote communication. See Controllers on page 4.
 - The low coolant level shutdown prevents overheating (standard on radiator models only).

General Specifications

Orderable Generator Model Number	GMKD800
Manufacturer	Kohler
Engine: model	KD27V12
Alternator Choices	KH02970TO4D KH03450TO4D KH04070TO4D
Performance Class	Per ISO 8528-5
One Step Load Acceptance	100%
Voltage	Wye
Controller	APM603, APM802
Fuel Tank Capacity, L (gal.)	3475- 15740 (918- 4158)
Fuel Consumption, L/hr (gal./hr) 100% at Standby	180 (47.5)
Fuel Consumption, L/hr (gal./hr) 100% at Prime Power	164 (43.3)
Data Center Continuous (DCC) Rating (Refer to TIB-101 for definitions)	Same as the Standby Rating below

Generator Set Ratings

Alternator	Voltage	Ph	Hz	150°C Rise Standby Rating		130°C Rise Standby Rating		125°C Rise Prime Rating		105°C Rise Prime Rating	
				kW/kVA	Amps	kW/kVA	Amps	kW/kVA	Amps	kW/kVA	Amps
KH02970TO4D	220/380	3	50	672/840	1277	656/820	1246	632/790	1201	584/730	1110
	230/400	3	50	672/840	1213	656/820	1184	632/790	1141	584/730	1054
	240/415	3	50	672/840	1166	656/820	1139	632/790	1097	584/730	1014
KH03450TO4D	220/380	3	50	720/900	1367	720/900	1367	632/790	1201	632/790	1201
	230/400	3	50	720/900	1299	720/900	1299	632/790	1141	632/790	1141
	240/415	3	50	720/900	1252	720/900	1252	632/790	1097	632/790	1097
KH04070TO4D	220/380	3	50	720/900	1367	720/900	1367	632/790	1201	632/790	1201
	230/400	3	50	720/900	1299	720/900	1299	632/790	1141	632/790	1141
	240/415	3	50	720/900	1252	720/900	1252	632/790	1097	632/790	1097

RATINGS: All three-phase units are rated at 0.8 power factor. **Standby Ratings:** The standby rating is applicable to varying loads for the duration of a power outage. There is no overload capability for this rating. **Prime Power Ratings:** At varying load, the number of generator set operating hours is unlimited. A 10% overload capacity is available for one hour in twelve. Ratings are in accordance with ISO-8528-1 and ISO-3046-1. For limited running time and continuous ratings, consult the factory. Obtain technical information bulletin (TIB-101) for ratings guidelines, complete ratings definitions, and site condition derates. The generator set manufacturer reserves the right to change the design or specifications without notice and without any obligation or liability whatsoever.

Engine Specifications	50 Hz
Manufacturer	Kohler
Engine: model	KD27V12
Engine: type	4-Cycle, Turbocharged, Charge Air Cooled
Cylinder arrangement	12-V
Displacement, L (cu. in.)	27 (1648)
Bore and stroke, mm (in.)	135 x 157 (5.31 x 6.18)
Compression ratio	15.0:1
Piston speed, m/min. (ft./min.)	471 (1545)
Main bearings: quantity, type	7, Precision Half Shells
Rated rpm	1500
Max. power at rated rpm, kWm (BHP)	783 (1050)
Cylinder head material	Cast Iron
Crankshaft material	Steel
Valve (exhaust) material	Steel
Governor: type, make/model	KODEC Electronic Control
Frequency regulation, no-load to-full load	Isochronous
Frequency regulation, steady state	±0.25%
Frequency	Fixed
Air cleaner type, all models	Dry

Lubricating System	50 Hz
Type	Full Pressure
Oil pan capacity dipstick mark max., L (qt.) §	79 (83.5)
Oil pan capacity, initial filling, L (qt.) §	101 (106.7)
Oil filter: quantity, type §	2, Cartridge
Oil cooler	Water-Cooled
§ Kohler recommends the use of Kohler Genuine oil and filters.	

Fuel System	50 Hz
Fuel supply line, min. ID, mm (in.)	14 (0.55)
Fuel return line, min. ID, mm (in.)	14 (0.55)
Max. fuel flow, Lph (gph)	265 (70)
Min./max. fuel pressure at engine supply connection, kPa (in. Hg)	-30/30 (-8.8/8.8)
Max. return line restriction, kPa (in. Hg)	30 (8.8)
Fuel filter: quantity, type	1, Primary Engine Filter 1, Fuel/Water Separator
Recommended fuel	#2 Diesel ULSD / HVO / RD

Fuel Consumption**	50 Hz
Diesel, Lph (gph) at % load	Standby Rating
100%	180 (47.5)
75%	132 (34.8)
50%	91 (23.9)
25%	50 (13.9)

Diesel, Lph (gph) at % load	Prime Rating
100%	164 (43.3)
75%	122 (32.2)
50%	83 (21.9)
25%	46 (12.2)

** Volumetric Fuel consumption is up to 4% higher when using HVO/RD than #2 ULSD.

Radiator System	50 Hz
Ambient temperature, °C (°F)*	40 (104)
Engine jacket water capacity, L (gal.)	54.5 (14.4)
Radiator system capacity, including engine, L (gal.)	103.5 (27)
Engine jacket water flow, Lpm (gpm)	818 (396)
Heat rejected to cooling water at rated kW, dry exhaust, kW (Btu/min.)	290 (16507)
Heat rejected to charge air cooler at rated kW, dry exhaust, kW (Btu/min.)	138 (7855)
Charge cooler air inlet temperature at 25°C (77°F) ambient, °C (°F)	191 (376)
Charge cooler air flow, Lps (cfm)	458 (970)
Turbocharger boost (abs) bar (psi)	3.05 (44)
Water pump type	Vane Wheel
Fan diameter, including blades, mm (in.)	1200 (47.2)
Fan, kWm (HP)	28 (38)
Max. restriction of cooling air, intake and discharge side of radiator, kPa (in. H ₂ O)	0.125 (0.5)

* Enclosure with enclosed silencer reduces ambient temperature capability by 5°C (9°F).

Remote Radiator System†	50 Hz
Exhaust manifold type	Dry
Connection sizes:	
Water inlet/outlet, mm (in.)	85 (3.35)
Charge air cooler inlet/outlet (pipe dia. of flange), mm (in.)	127 (5)
Static head allowable above engine, kPa (ft. H ₂ O)	70 (23.5)

† Contact your local distributor for cooling system options and specifications based on your specific requirements.

Exhaust System	50 Hz
Exhaust flow at rated kW, m ³ /min. (cfm)	142.2 (5022)
Exhaust temperature at rated kW at 25°C (77°F) ambient, dry exhaust, °C (°F)	468 (874)
Maximum allowable back pressure, kPa (in. Hg)	8.5 (2.5)
Exh. outlet size at eng. hookup, mm (in.)	See ADV drawing

Electrical System	50 Hz
Battery charging alternator:	
Ground (negative/positive)	Negative
Volts (DC)	24
Ampere rating	140
Starter motor qty. at starter motor power rating, rated voltage (DC)	Standard: 1 @ 7.8 kW, 24; Redundant (optional): 2 @ 7.8 kW, 24
Battery, recommended cold cranking amps (CCA):	
Quantity, CCA rating each, type (with standard starter)	2, 1110, AGM
Quantity, CCA rating each, type (with optional redundant starters)	4, 1110, AGM
Battery voltage (DC)	12

Air Requirements	50 Hz
Radiator-cooled cooling air, m ³ /min. (scfm)‡	966 (34114)
Cooling air required for generator set when equipped with city water cooling or remote radiator, based on 14°C (25°F) rise, m ³ /min. (scfm)‡	494 (17445)
Combustion air, m ³ /min. (cfm)	55 (1945)
Heat rejected to ambient air:	
Engine, kW (Btu/min.)	91 (5180)
Alternator, kW (Btu/min.)	42 (2391)

‡ Air density = 1.20 kg/m³ (0.075 lbf/ft³)

Alternator Specifications	50 Hz	
Type	4-Pole, Rotating-Field	
Exciter type	Brushless, Permanent-Magnet Pilot Exciter	
Voltage regulator	Solid-State, Volts/Hz	
Insulation:	NEMA MG1, UL 1446, Vacuum Pressure Impregnated (VPI)	
Material	Class H, Synthetic, Nonhygroscopic	
Temperature rise	130°C, 150°C Standby	
Bearing: quantity, type	1, Sealed	
Coupling	Flexible Disc	
Amortisseur windings	Full	
Alternator winding type	Random Wound	
Rotor balancing	125%	
Voltage regulation, no-load to full-load	±0.25%	
Unbalanced load capability	100% of Rated Standby Current	
Peak motor starting kVA:	(35% dip for voltages below)	
400 V	KH02970TO4D	2264
400 V	KH03450TO4D	2614
400 V	KH04070TO4D	3145

Alternator Standard Features

- The pilot-excited, permanent magnet (PM) alternator provides superior short-circuit capability.
- All models are brushless, rotating-field alternators.
- NEMA MG1, IEEE, and ANSI standards compliance for temperature rise and motor starting.
- Sustained short-circuit current of up to 300% of the rated current for up to 10 seconds.
- Sustained short-circuit current enabling downstream circuit breakers to trip without collapsing the alternator field.
- Self-ventilated and dripproof construction.
- Superior voltage waveform from two-thirds pitch windings and skewed stator.
- Brushless alternator with brushless pilot exciter for excellent load response.

NOTE: See TIB- 102 Alternator Data Sheets for alternator application data and ratings, efficiency curves, voltage dip with motor starting curves, and short circuit decrement curves.

Controllers



APM802 Controller

Provides advanced control, system monitoring, and system diagnostics for optimum performance and compatibility.

- 12-inch graphic display with touch screen and menu control provide easy local data access
- Measurements are selectable in metric or English units
- User language is selectable
- Two USB ports allow connection of a flash drive, mouse, or keypad
- Electrical data, mechanical data, and system settings can be saved to a flash drive
- Ethernet port allows connection to a PC type computer or Ethernet switch
- The controller supports Modbus® RTU and TCP protocols
- NFPA 110 Level 1 capability

Refer to G6-152 for additional controller features and accessories.

Modbus® is a registered trademark of Schneider Electric.



APM603 Controller

Provides advanced control, system monitoring, and system diagnostics for optimum performance and compatibility.

- 7-inch graphic display with touch screen and menu control provides easy local data access
- Measurements are selectable in metric or English units
- Paralleling capability to control up to 8 generators on an isolated bus with first-on logic, synchronizer, kW and kVAR load sharing, and protective relays
- Note: Parallel with other APM603 controllers only
- Generator management to turn paralleled generators off and on as required by load demand
- Load management to connect and disconnect loads as required
- Controller supports Modbus® RTU, Modbus® TCP, SNMP and BACnet®
- Integrated voltage regulator with ±0.25% regulation
- Built-in alternator thermal overload protection
- UL-listed overcurrent protective device
- NFPA 110 Level 1 capability

Refer to G6-162 for additional controller features and accessories.

BACNet® is a registered trademark of ASHRAE.

Codes and Standards

- Engine-generator set is designed and manufactured in facilities certified to standards ISO2008:9001 and ISO2004:14001.
- Generator set meets NEMA MG1, BS5000, ISO, DIN EN, and IEC standards, NFPA 110
- Engine generator set is tested to ISO 8528-5 for transient response.
- The generator set and its components are prototype-tested, factory-built, and production-tested.

Third-Party Compliance

Available Approvals and Listings

- cULus

Warranty Information

- A standard three-year or 1000-hour limited warranty for standby applications. Five-year basic, five-year comprehensive, and ten-year extended limited warranties are also available.
- A standard two-year or 8700-hour limited warranty for prime power applications.

Available Warranties for Standby Applications

- 5-Year Basic Limited Warranty
- 5-Year Comprehensive Limited Warranty
- 10-Year Major Components Limited Warranty

Standard Features

- Battery Rack and Cables
- Closed Crankcase Ventilation (CCV) Filters
- Customer Connection
- Integral Vibration Isolation
- Local Emergency Stop Switch
- Oil Drain and Coolant Drain Extension
- Operation and Installation Literature

KOHLER CO., Kohler, Wisconsin 53044 USA
Phone 920-457-4441, Fax 920-459-1646
For the nearest sales and service outlet in the
US and Canada, phone 1-800-544-2444
KOHLERPower.com

Sound Enclosures and Subbase Fuel Tank

Sound Level 1 Enclosure Standard Features

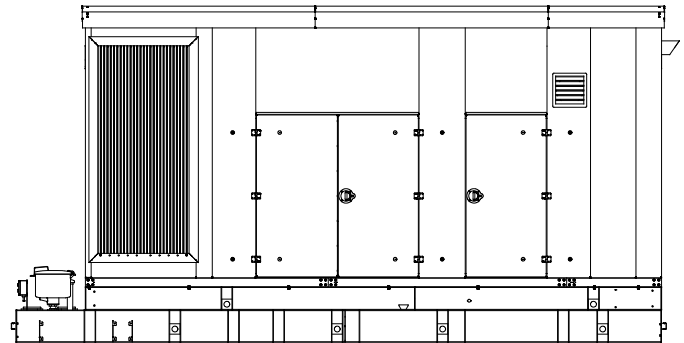
- Lift base or tank-mounted, aluminum construction enclosure with internal-mounted, exhaust silencers.
- Every enclosure has a sloped roof to reduce the buildup of moisture and debris.
- Sound attenuated enclosure that offers noise reduction using acoustic insulation, acoustic-lined air inlets and an acoustic-lined air discharge.
- Fade-, scratch-, and corrosion-resistant Kohler® Power Armor™ automotive-grade textured finish.
- Acoustic insulation that meets UL 94 HF1 flammability classification.
- Enclosure has large access doors that are hinged and removable which allow for easy maintenance.
- Lockable, flush-mounted door latches.
- Air inlet louvers reduce rain and snow entry.
- High wind bracing, 241 kph (150 mph).

Sound Level 2 Enclosure Standard Features

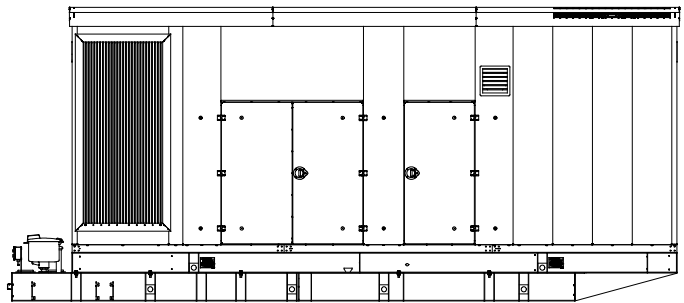
- Includes all of the sound level 1 enclosure features with the addition of up to 51 mm (2 in.) acoustic insulation material, intake sound baffles, vertical air discharge, and secondary silencers.
- Louvered air inlet and vertical outlet hood with 90 degree angles to redirect air and reduce noise.

Subbase Fuel Tank Features

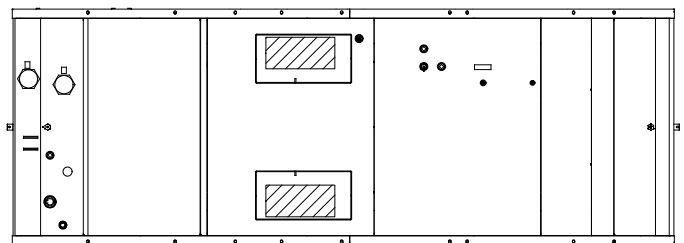
- The fuel tank has a Power Armor Plus™ textured epoxy-based rubberized coating.
- The above-ground rectangular secondary containment tank mounts directly to the generator set, below the generator set skid (subbase).
- Both the inner and outer tanks have UL-listed emergency relief vents.
- Flexible fuel lines are provided with subbase fuel tank selection.
- The containment tank's construction protects against fuel leaks or ruptures. The inner (primary) tank is sealed inside the outer (secondary) tank. The outer tank contains the fuel if the inner tank leaks or ruptures.
- The above ground secondary containment subbase fuel tank meets UL 142 requirements.
- Features include:
 - Additional fittings for optional accessories (qty. 3)
 - Electrical stub-up area open to bottom
 - Emergency inner and outer tank relief vents
 - Fuel fill with lockable cap and 51 mm (2 in.) riser
 - Fuel leak detection switch
 - Fuel level mechanical gauge
 - Fuel level sender
 - Normal vent
 - Removable engine supply and return diptubes



Sound Level 1 Enclosure
(Shown with available spill containment)



Sound Level 2 Enclosure
(Shown with available spill containment)



Subbase Fuel Tank (Top View)

DISTRIBUTED BY: