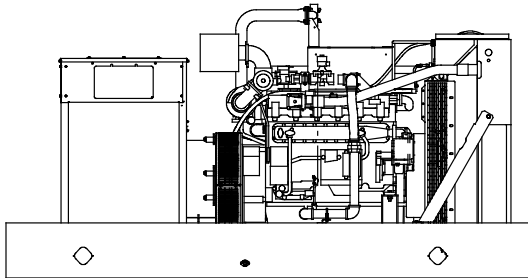




Ratings Range

		60 Hz	50 Hz
Standby:	kW	130- 200	116- 175
	kVA	163- 250	145- 219
Prime:	kW	174- 176	152- 156
	kVA	218- 220	190- 195



Standard Features

- Kohler Co. provides one-source responsibility for the generating system and accessories.
- The generator set and its components are prototype-tested, factory-built, and production-tested.
- The 60 Hz generator set offers a UL 2200 listing.
- The generator set accepts rated load in one step.
- The 60 Hz generator set meets NFPA 110, Level 1, when equipped with the necessary accessories and installed per NFPA standards.
- A one-year limited warranty covers all generator set systems and components. Two- and five-year extended limited warranties are also available.
- Alternator features:
 - The unique Fast-Response® II excitation system delivers excellent voltage response and short-circuit capability using a permanent magnet (PM)-excited alternator.
 - The brushless, rotating-field alternator has broadrange reconnectability.

Generator Set Ratings

Alternator	Voltage	Ph	Hz	Rich-Burn Natural Gas				Rich-Burn LP Gas (Vapor)	
				130° C Rise Standby Rating		105° C Rise Prime Rating		130° C Rise Standby Rating	
				kW/kVA	Amps	kW/kVA	Amps	kW/kVA	Amps
4UA10	120/208	3	60	200/250	694	174/218	604	130/163	451
	127/220	3	60	200/250	656	175/219	574	130/163	426
	120/240	3	60	200/250	601	174/218	523	130/163	391
	139/240	3	60	200/250	601	176/220	529	130/163	391
	220/380	3	60	200/250	380	174/218	330	130/163	247
	240/416	3	60	200/250	347	174/218	302	130/163	226
	277/480	3	60	200/250	301	176/220	265	130/163	195
	347/600	3	60	200/250	241	176/220	212	130/163	156
	110/190	3	50	172/215	653	152/190	577	116/145	441
	115/200	3	50	173/216	624	152/190	548	116/145	419
	120/208	3	50	173/216	600	152/190	527	116/145	402
	110/220	3	50	172/215	564	152/190	499	116/145	381
	220/380	3	50	172/215	327	152/190	289	116/145	220
	230/400	3	50	173/216	312	152/190	274	116/145	209
240/416	3	50	173/216	300	152/190	264	116/145	201	
4UA13	120/208	3	60	200/250	694	176/220	611	130/163	451
	127/220	3	60	200/250	656	176/220	577	130/163	426
	120/240	3	60	200/250	601	176/220	529	130/163	391
	139/240	3	60	200/250	601	175/219	526	130/163	391
	220/380	3	60	200/250	380	176/220	334	130/163	247
	240/416	3	60	200/250	347	176/220	305	130/163	226
	277/480	3	60	200/250	301	175/219	263	130/163	195
	347/600	3	60	200/250	241	175/219	210	130/163	156
	110/190	3	50	174/218	662	156/195	593	116/145	441
	115/200	3	50	174/218	629	156/195	563	116/145	419
	120/208	3	50	175/219	608	156/195	541	116/145	402
	110/220	3	50	174/218	572	156/195	512	116/145	381
	220/380	3	50	174/218	331	156/195	296	116/145	220
	230/400	3	50	174/218	315	156/195	281	116/145	209
240/416	3	50	175/219	304	156/195	271	116/145	201	

RATINGS: All three-phase units are rated at 0.8 power factor. *Standby Ratings:* The standby rating is applicable to varying loads for the duration of a power outage. There is no overload capability for this rating. *Prime Power Ratings:* At varying load, the number of generator set operating hours is unlimited. A 10% overload capacity is available for one hour in twelve. Ratings are in accordance with ISO-8528-1 and ISO-3046-1. For limited running time and continuous ratings, consult the factory. Obtain technical information bulletin (TIB-101) for ratings guidelines, complete ratings definitions, and site condition derates. The generator set manufacturer reserves the right to change the design or specifications without notice and without any obligation or liability whatsoever. For dual fuel engines, use the LP gas ratings for both the primary and secondary fuels.

Alternator Specifications

Specifications	Alternator
Manufacturer	Kohler
Type	4-Pole, Rotating-Field
Exciter type	Brushless, Permanent-Magnet
Leads: quantity, type	12, Reconnectable
Voltage regulator	Solid State, Volts/Hz
Insulation:	NEMA MG1
Material	Class H
Temperature rise	130°C, Standby
Bearing: quantity, type	1, Sealed
Coupling	Flexible Disc
Amortisseur windings	Full
Voltage regulation, no-load to full-load	Controller Dependent
One-step load acceptance	100% of Rating
Unbalanced load capability	100% of Rated Standby Current
Peak motor starting kVA:	(35% dip for voltages below)
480 V, 380 V 4UA10	790 (60Hz), 540 (50Hz)
480 V, 380 V 4UA13	980 (60Hz), 600 (50Hz)

- NEMA MG1, IEEE, and ANSI standards compliance for temperature rise and motor starting.
- Sustained short-circuit current of up to 300% of the rated current for up to 10 seconds.
- Sustained short-circuit current enabling downstream circuit breakers to trip without collapsing the alternator field.
- Self-ventilated and dripproof construction.
- Windings are vacuum-impregnated with epoxy varnish for dependability and long life.
- Superior voltage waveform from a two-thirds pitch stator and skewed rotor.
- Fast-Response® II brushless alternator with brushless exciter for excellent load response.

Application Data

Engine

Engine Specifications	60 Hz	50 Hz
Manufacturer	Doosan	
Engine model	D111TIC	
Engine type	11.1 L, 4-Cycle, Turbocharged, Aftercooled	
Cylinder arrangement	6, Inline	
Displacement, L (cu. in.)	11.05 (674)	
Bore and stroke, mm (in.)	123 x 155 (4.84 x 6.10)	
Compression ratio	10.5:1	
Piston speed, m/min. (ft./min.)	558 (1831)	465 (1525)
Main bearings: quantity, type	7, Precision Half-Shell	
Rated rpm	1800	1500
Max. power at rated rpm, kWm (BHP)	225 (302)	195 (261)
Cylinder head material	Cast Iron	
Piston: type, material	—	
Crankshaft material	Forged Steel	
Valve material	—	
Governor: type, make/model	Electronic	
Frequency regulation, no-load to full-load	Isochronous	
Frequency regulation, steady state	±0.5%	
Frequency	Fixed	
Air cleaner type, all models	Dry	

Exhaust

Exhaust System	60 Hz	50 Hz
Exhaust manifold type	Wet	
Exhaust flow at rated kW, kg/hr. (cfm)	850 (1211)	752 (1072)
Exhaust temperature at rated kW, dry exhaust, °C (°F)	600 (1112)	
Maximum allowable back pressure, kPa (in. Hg)	10.2 (3)	
Engine exhaust outlet size, mm (in.)	see ADV drawing	

Engine Electrical

Engine Electrical System	60 Hz	50 Hz
Battery charging alternator:		
Ground (negative/positive)		Negative
Volts (DC)		24
Ampere rating		45
Starter motor rated voltage (DC)		24
Battery, recommended cold cranking amps (CCA):		
Qty., CCA rating each		Two, 925
Battery voltage (DC)		12

Fuel

Fuel System	60 Hz	50 Hz
Fuel type	Natural Gas, LP Gas, or Dual Fuel	
Fuel supply line inlet	2.0 NPTF	
Natural gas fuel supply pressure, kPa (in. H ₂ O)	1.74-2.74 (7.0- 11.0)	
LPG vapor withdrawal fuel supply pressure, kPa (in. H ₂ O)	1.24-2.74 (5.0- 11.0)	
Dual fuel engine, LPG vapor withdrawal fuel supply pressure, kPa (in. H ₂ O)	1.24 (5.0)	
Fuel supply pressure, measured at the generator set fuel inlet downstream of any fuel system equipment accessories.		

Fuel Composition Limits *	Nat. Gas	LP Gas
Methane, % by volume	90 min.	—
Ethane, % by volume	4.0 max.	—
Propane, % by volume	1.0 max.	85 min.
Propene, % by volume	0.1 max.	5.0 max.
C ₄ and higher, % by volume	0.3 max.	2.5 max.
Sulfur, ppm mass	25 max.	
Lower heating value, MJ/m ³ (Btu/ft ³), min.	33.2 (890)	84.2 (2260)

* Fuels with other compositions may be acceptable. If your fuel is outside the listed specifications, contact your local distributor for further analysis and advice.

Application Data

Lubrication

Lubricating System	60 Hz	50 Hz
Type	Full Pressure	
Oil pan capacity, L (qt.) §	25 (26.4)	
Oil pan capacity with filter, L (qt.) §	27 (28.8)	
Oil filter: quantity, type §	1, Cartridge	
Oil cooler	Water-Cooled	
§ Kohler recommends the use of Kohler Genuine oil and filters.		

Cooling

Radiator System	60 Hz	50 Hz
Ambient temperature, °C (°F) *	50 (122)	
Engine jacket water capacity, L (gal.)	21 (5.5)	
Radiator system capacity, including engine, L (gal.)	116 (30.6)	
Engine jacket water flow, Lpm (gpm)	284 (75)	237 (63)
Heat rejected to cooling water at rated kW, dry exhaust, kW (Btu/min.)	142 (8100)	118 (6700)
Heat rejected to air charge cooler at rated kW, dry exhaust, kW (Btu/min.)	26.3 (1500)	25.4 (1450)
Water pump type	Centrifugal	
Fan diameter, including blades, mm (in.)	965 (38)	
Fan, kWm (HP)	13.4 (18)	7.8 (10)
Max. restriction of cooling air, intake and discharge side of radiator, kPa (in. H ₂ O)	0.125 (0.5)	

* Weather and sound enclosures with internal silencer reduce ambient temperature capability by 5°C (9°F).

Operation Requirements

Air Requirements	60 Hz	50 Hz
Radiator-cooled cooling air, m ³ /min. (scfm) †	510 (18000)	425 (15000)
Combustion air, kg/hr. (cfm)	800 (390)	667 (325)
Heat rejected to ambient air:		
Engine, kW (Btu/min.)	60.3 (3430)	52.2 (2970)
Alternator, kW (Btu/min.)	16.0 (910)	13.8 (785)

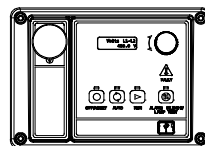
† Air density = 1.20 kg/m³ (0.075 lbm/ft³)

Fuel Consumption ‡	60 Hz	50 Hz
Natural Gas, m³/hr. (cfh) at % load	Standby Rating	
100%	59.9 (2115)	53.5 (1889)
75%	46.7 (1649)	40.9 (1444)
50%	32.8 (1158)	28.2 (996)
25%	20.0 (706)	17.1 (604)
Natural Gas, m³/hr. (cfh) at % load	Prime Rating	
100%	53.6 (1893)	48.3 (1706)
75%	41.7 (1473)	37.0 (1307)
50%	29.7 (1049)	25.9 (915)
25%	17.6 (622)	15.3 (540)
LP Gas, m³/hr. (cfh) at % load	Standby Rating	
100%	19.9 (703)	16.8 (593)
75%	17.0 (600)	13.1 (462)
50%	11.5 (406)	9.7 (343)
25%	7.2 (254)	6.0 (212)

‡ Nominal fuel rating: Natural gas, 37 MJ/m³ (1000 Btu/ft.³)
LP vapor, 93 MJ/m³ (2500 Btu/ft.³)

LP vapor conversion factors:
8.58 ft.³ = 1 lb.
0.535 m³ = 1 kg.
36.39 ft.³ = 1 gal.

Controllers

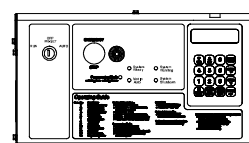


APM402 Controller

Provides advanced control, system monitoring, and system diagnostics for optimum performance and compatibility.

- Digital display and menu control provide easy local data access
- Measurements are selectable in metric or English units
- Remote communication thru a PC via network or serial configuration
- Controller supports Modbus® protocol
- Integrated hybrid voltage regulator with ±0.5% regulation
- Built-in alternator thermal overload protection
- NFPA 110 Level 1 capability

Refer to G6-161 for additional controller features and accessories.

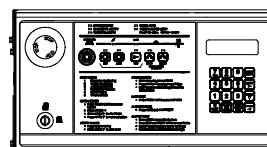


Decision-Maker® 550 Controller

Provides advanced control, system monitoring, and system diagnostics with remote monitoring capabilities.

- Digital display and keypad provide easy local data access
- Measurements are selectable in metric or English units
- Remote communication thru a PC via network or modem configuration
- Controller supports Modbus® protocol
- Integrated voltage regulator with ±0.25% regulation
- Built-in alternator thermal overload protection
- NFPA 110 Level 1 capability

Refer to G6-46 for additional controller features and accessories.



Decision-Maker® 6000 Paralleling Controller

Provides advanced control, system monitoring, and system diagnostics with remote monitoring capabilities for paralleling multiple generator sets.

- Paralleling capability to control up to 8 generators on an isolated bus with first-on logic, synchronizer, kW and kVAR load sharing, and protective relays
Note: Parallel with other Decision-Maker® 6000 controllers only
- Digital display and keypad provide easy local data access
- Measurements are selectable in metric or English units
- Remote communication thru a PC via network or modem configuration
- Controller supports Modbus® protocol
- Integrated voltage regulator with ±0.25% regulation
- Built-in alternator thermal overload protection
- NFPA 110 Level 1 capability

Refer to G6-107 for additional controller features and accessories.

Modbus® is a registered trademark of Schneider Electric.

Standard Features

- Alternator Protection
- Battery Rack and Cables
- Closed Crankcase Ventilation (CCV) with Filters
- Integral Vibration Isolation
- Local Emergency Stop Switch
- Low Coolant Level Shutdown
- Oil Drain Extension
- Operation and Installation Literature

Available Options

Approvals and Listings

- CSA Certified
- UL 2200 Listing

Enclosed Unit

- Sound Enclosure with Internal Silencer (Aluminum)
- Sound Enclosure with Internal Silencer (Steel)
- Weather Enclosure with Internal Silencer (Steel)

Open Unit

- Exhaust Silencer, Critical (kit: PA-324470)
- Flexible Exhaust Connector, Stainless Steel

Fuel System

- Dual Fuel NG/LPG (Automatic Changeover)
- Flexible Fuel Lines
(required when the generator set skid is spring mounted)
- Gas Filter
- Secondary Gas Solenoid Valve

Controller

- Common Failure Relay
- Communications Products and PC Software
- Customer Connection (Decision-Maker® 550 controller only)
- Decision-Maker® Paralleling System (DPS)
(Decision-Maker® 6000 controller only)
- Dry Contact Kit (isolated alarm)
(Decision-Maker® 550 and 6000 controllers only)
- Two Input/Five Output Module (APM402 controller only)
- Prime Power Switch
(Decision-Maker® 550 and 6000 controllers only)
- Remote Audiovisual Alarm Panel
(Decision-Maker® 550 and 6000 controllers only)
- Remote Emergency Stop
- Remote Serial Annunciator Panel
- Run Relay
- Manual Speed Adjust
(Decision-Maker® 550 and APM402 controllers only)

Cooling System

- Block Heater, 2500 W, 90- 120 V, 1 Ph
- Block Heater, 2500 W, 190- 208 V, 1 Ph
- Block Heater, 2500 W, 210- 240 V, 1 Ph
- Block Heater, 2500 W, 380- 480 V, 1 Ph
Recommended for ambient temperatures below 10°C (50°F)
- Radiator Duct Flange

Electrical System

- Alternator Strip Heater
- Battery
- Battery Charger, Equalize/Float Type
- Battery Heater
- Line Circuit Breaker (NEMA1 enclosure)
- Line Circuit Breaker with Shunt Trip (NEMA1 enclosure)

Miscellaneous

- Air Cleaner Restriction Indicator
- Certified Test Report
- Engine Fluids Added
- Rated Power Factor Testing
- Rodent Guards

Literature

- General Maintenance
- NFPA 110
- Overhaul
- Production

Warranty

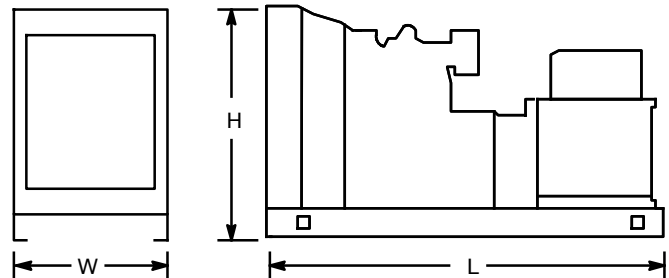
- 2-Year Basic Limited Warranty
- 2-Year Prime Limited Warranty
- 5-Year Basic Limited Warranty
- 5-Year Comprehensive Limited Warranty

Other Options

- _____
- _____
- _____
- _____

Dimensions and Weights

Overall Size, L x W x H, max., mm (in.): 3575 x 1350 x 1908
 (140.7 x 53.1 x 75.1)
 Weight (radiator model), wet, max., kg (lb.): 2722 (6000)



NOTE: This drawing is provided for reference only and should not be used for planning installation. Contact your local distributor for more detailed information.

DISTRIBUTED BY: