



KOHLER®

| Diesel Engines

2.5 – 112 kW | 8.5 – 150 hp

KOHLER®

Table of contents

K-HEM Series *NEW*

10-11 K-HEM 2504
12-13 K-HEM 1903
14-15 K-HEM 1003

KDI Series

16-17 KDI 3404TCR > 56kW
18-19 KDI 3404TCR > 56kW
20-21 KDI 3404TCR < 56kW
22-23 KDI 2504TCR
24-25 KDI 2504M
26-27 KDI 1903TCR
28-29 KDI 1903M

KSD Series *NEW*

30-31 KSD 1403

KDW Series (Liquid-Cooled)

32-33 KDW 1404
34-35 KDW 1003
36-37 KDW 702
38-39 KDW 502
40-41 LDW 492

KD Series (Air-Cooled)

42-43 KD 625-2
44-45 KD 425-2
46-47 KD15 440
48-49 KD15 441
50-51 KD15 350
52-53 KD15 225

Power Ratings

According to ISO 14396

< 19 kW

19 – 36 kW

37 – 55 kW

56 – 75 kW

76 – 100 kW

101 – 130 kW

KDI 3404

LIQUID-COOLED

- 4 CYLINDERS
- ELECTRONIC INJECTION
- STAGE V
- HVO COMPLIANT



55.4 TO 112 kW

KDI 2504

LIQUID-COOLED

- 4 CYLINDERS
- ELECTRONIC INJECTION
- STAGE V
- HVO COMPLIANT



36.4 TO 55.4 kW

INCREASE MACHINE PRODUCTIVITY
APPLICATION FLEXIBILITY
COMPACTNESS
FUEL SAVING
LONG SERVICE INTERVALS
RELIABILITY AND SAFETY
BEST COMFORT
FUN TO DRIVE

KDI 1903

LIQUID-COOLED

- 3 CYLINDERS
- ELECTRONIC INJECTION
- STAGE V
- HVO COMPLIANT




31 TO 42 kW

K-HEM 56+ KW

KOHLER HYBRID ENERGY MODULE

- MILD HYBRID DIESEL-ELECTRIC
- 1.9 L AND 2.5 L - 48 V AND 96 V
- STAGE V
- HVO COMPLIANT

ENERGY RECOVERY SYSTEM
ENHANCED PERFORMANCES
NO SCR
HIGH FLUID EFFICIENCY
IMPROVED DPF OPERATION
(HIGHER MACHINE AVAILABILITY)



42 + 40 kW
PEAK ELECTRIC



55.4 + 40 kW
PEAK ELECTRIC

Power Ratings

According to ISO 14396

* According to ISO 3046

< 19 kW

19 - 36 kW

37 - 55 kW

56 - 75 kW

76 - 100 kW

101 - 130 kW

K-HEM 19* kW KOHLER HYBRID ENERGY MODULE

- MILD HYBRID DIESEL-ELECTRIC
- VERSATILE CONFIGURATION
- 1.0 L - 48 V
- STAGE V
- HVO COMPLIANT

18 + 15 kW
PEAK ELECTRIC



VERSATILE CONFIGURATION:
THE ELECTRIC MACHINE CAN SUPPLY
ELECTRIC POWER STAND ALONE TO
THE VEHICLE, AND THE COMBUSTION
ENGINE CAN REMAIN OFF.

KSD 1403 LIQUID-COOLED

- 3 CYLINDERS
- STAGE V, CHINA 4 AND T4F
- BEST IN CLASS < 19 kW
- HVO COMPLIANT

18.9 kW



KDW LIQUID-COOLED

- 2, 3 AND 4 CYLINDERS
- STAGE V E TIER 4 FINAL
- HVO COMPLIANT

6 TO 24.5 kW



KD AIR-COOLED

- MONO AND TWIN CYL.
- MONO CYL. STAGE V
- HVO COMPLIANT

2.5 TO 18.8 kW*



HIGH POWER DENSITY
LOW FUEL CONSUMPTION
LOW OIL CONSUMPTION
A COMPLETE RANGE OF ACCESSORIES
HIGH AXIAL LOAD (2000 N)
LOW WEIGHT

Emissions Regulations

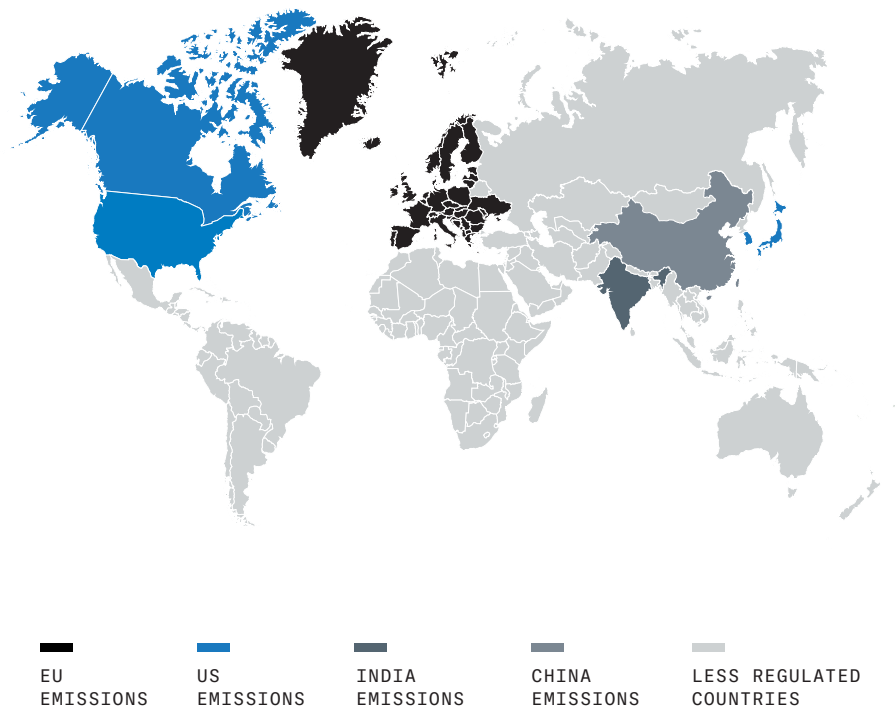
The next Stage of EU emission standard comes into force in 2019

(< 56 kW and ≥ 130 kW) and 2020 (56-130 kW) for non-road machinery equipped with diesel engines.

The standard continues the path towards reduction of NO_x and particulate emissions, and affects machines for construction, agricultural, materials handling, garden machinery and generator sets. Stage V introduces a limit on the number of particulates (PN), thus requiring the adoption of diesel particulate filter (DPF) for engines in this range and the development of a regeneration strategy.

GLOBAL EMISSIONS REGULATIONS

- EU countries enter the Stage V in 2019 (19 kW-56 kW) and in 2020 (>56 kW) with the aim of reducing particulate numbers and mass
- The US is currently regulated by EPA Tier 4 Final
- Countries such as Switzerland or Japan refer to specific norms that move to the same levels of specifications
- Countries, such as Brazil, Russia and Chile, require less stringent levels
- Other countries could be considered as non-regulated ones



KOHLER Flex

Kohler's integrated suite of engine systems

KOHLER Flex is the range of solutions for emission control that Kohler has designed to enable each configuration of the KDI platform to comply with all emissions standards and regulations, worldwide. At the heart of KOHLER Flex there is the clean combustion of KDI engines that enables the adoption of a compact, state-of-the-art DPF to meet the Stage V emission standard.

KOHLER Flex combines the clean in-cylinder combustion of KDI engines, made possible by state-of-the-art high-pressure common rail (2000 bar), 4 valves head, turbocharger and cooled-EGR, and the most compact aftertreatment devices (DOC, DPF and SCR) to comply with all emission requirements.

Each combination of KOHLER Flex has been designed in line with the all-in-one philosophy, with the objective of minimizing change for engine installation into existing packages. These efficient and reliable systems can be deployed in many combinations to achieve effective emissions solutions for the different markets.

		KOHLER FLEX SOLUTIONS								
		EA	EB	E4	E5	U3	U4	C4	U4	NE
		EUROPE				NORTH AMERICA & CANADA		CHINA	KOREA	LESS REGULATED COUNTRIES
EMISSION STANDARD		STAGE IIIA EQ.	STAGE IIIB	STAGE IV	STAGE V	TIER 3	TIER 4 FINAL/CARB	CHINA 4#	STAGE V	
<56kW	MECHANICAL INJECTION
	HIGH-PRESSURE COMMON RAIL		(****)
	C-EGR		
	DOC		
	DPF				.		(**)	.	.	
>56kW	MECHANICAL INJECTION	.				.				.
	HIGH-PRESSURE COMMON RAIL		(****)
	C-EGR		.	.		(****)	.		.	
	DOC		
	DPF				.		(***)	.	.	
	SCR			

* HOMOLOGATION PROCESS FOR US - TIER 4 FINAL IN 2024

CHINA 4 READY

** HOMOLOGATION PROCESS FOR US - TIER 4 FINAL IN 2023

*** WITH LIMITATION ON MAX SULFUR CONTENT IN FUEL

Engines Compliance

ENGINES		EUROPE				NORTH AMERICA & CANADA		CHINA	LESS REGULATED COUNTRIES
		STAGE IIIA	STAGE IIIB	STAGE IV	STAGE V	TIER 3	TIER 4 FINAL	CHINA 4*	
AIR-COOLED	KD15-225								•
	KD15-350				•		•		•
	KD15-441								•
	KD15-440				•		•		•
	KD425-2								•
	KD625-2								•
KDW RANGE	KDW502								•
	KDW702				•		•		•
	KDW1003				•		•		•
	KDW1404	•			•		•		•

* CHINA 4 READY

ENGINES		EUROPE				NORTH AMERICA & CANADA		CHINA	LESS REGULATED COUNTRIES
		STAGE IIIA	STAGE IIIB	STAGE IV	STAGE V	TIER 3	TIER 4 FINAL	CHINA 4*	
KSD RANGE	KSD 1403NA				•		•	•	•
	KSD 1403TC				•		•	•	•
	KSD 1403TCA				•		•	•	•
KDI RANGE	KDI 1903M	•							•
	KDI 1903TCR		•		•		•	•	•
	KDI 2504M	•							•
	KDI 2504TCR	•	•		•		•	•	•
	KDI 3404TCR		•		•		•	•	•
	KDI 3404TCR-SCR			•	•		•	•	•

* CHINA 4 READY

K-HEM 2504

HYBRID



ENHANCED PERFORMANCES



IMPROVED DPF OPERATION
(HIGHER MACHINE
AVAILABILITY)



HIGH FLUID EFFICIENCY

Key Features

- The K-HEM is a fully integrated hybrid unit capable of delivering high peak power and torque and/or combined mechanical and electrical power
- The built-in master control unit monitors and manages working modes and transitions

Main Applications

FORKLIFT
TRACTOR WITH IMPLEMENTS
MOWER
AERIAL PLATFORM

K-HEM 2504

COMBUSTION SYSTEM:	DIRECT INJECTION
COOLING SYSTEM:	LIQUID
INTAKE SYSTEM:	TURBOCHARGED
WARRANTY:	3 YEARS



MODEL		K-HEM 2504 48V	K-HEM 2504 96V
MAX. POWER	kW (hp) @ rpm	55.4 + 20 PEAK ELECTRIC @ 2000+2600 (75 + 27 PEAK ELECTRIC)	55.4 + 40 PEAK ELECTRIC @ 2300+2600 (75 + 54 PEAK ELECTRIC)
MAXIMUM TORQUE	Nm (lb-ft) @ rpm	446 (329) @ 1300	510 (376) @ 1500
EMISSION COMPLIANCE		EU STAGE V / US TIER 4 FINAL	EU STAGE V / US TIER 4 FINAL
NUMBER OF CYLINDERS		4 + E-MACHINE	4 + E-MACHINE
ELECTRIC MACHINE VOLTAGE		48V DC	96V DC
DISPLACEMENT	cm ³ (in ³)	2482 (151.5)	2482 (151.5)
KOHLER FLEX		E5 (EGR+DOC+DPF)	E5 (EGR+DOC+DPF)
AFTERCOOLER		•	•
SYSTEM ELECTRONIC CONTROL		KOHLER - CURTIS INTEGRATED	KOHLER - CURTIS INTEGRATED

K-HEM 1903

HYBRID



ENHANCED PERFORMANCES



IMPROVED DPF OPERATION
(HIGHER MACHINE
AVAILABILITY)



HIGH FLUID EFFICIENCY

Key Features


- The K-HEM is a fully integrated hybrid unit capable of delivering high peak power and torque and/or combined mechanical and electrical power
- The built-in master control unit monitors and manages working modes and transitions

Main Applications

FORKLIFT
TRACTOR WITH IMPLEMENTS
MOWER
AERIAL PLATFORM

K-HEM 1903

COMBUSTION SYSTEM:	DIRECT INJECTION
COOLING SYSTEM:	LIQUID
INTAKE SYSTEM:	TURBOCHARGED
WARRANTY:	3 YEARS



MODEL		K-HEM 1903 48V	K-HEM 1903 96V
MAX. POWER	kW (HP) @ rpm	42 + 20 PEAK ELECTRIC @ 2300+2600 (56 + 27 PEAK ELECTRIC)	55.4 + 40 PEAK ELECTRIC @ 2300+2600 (75 + 54 PEAK ELECTRIC)
MAXIMUM TORQUE	Nm (LB-FT) @ rpm	360 (266) @ 1300	415 (306) @ 1500
EMISSION COMPLIANCE		EU STAGE V / US TIER 4 FINAL	EU STAGE V / US TIER 4 FINAL
NUMBER OF CYLINDERS		3 + E-MACHINE	3 + E-MACHINE
ELECTRIC MACHINE VOLTAGE		48V DC	96V DC
DISPLACEMENT	cm ³ (in ³)	1861 (113.6)	1861 (113.6)
KOHLER FLEX		E5 (EGR+DOC+DPF)	E5 (EGR+DOC+DPF)
AFTERCOOLER		•	•
SYSTEM ELECTRONIC CONTROL		KOHLER - CURTIS INTEGRATED	KOHLER - CURTIS INTEGRATED

K-HEM 1003

HYBRID



SURPLUS ENERGY STORAGE



REDUCTION OF ENGINE
COMPLEXITY



REDUCED EMISSIONS

Key Features

- The K-HEM is a fully integrated hybrid unit capable of delivering high peak power and torque and/or combined mechanical and electrical power
- The built-in master control unit monitors and manages working modes and transitions

Versatile Configuration

The electric machine can supply electric power stand alone to the vehicle, and the combustion engine can remain off.

Main Applications

FORKLIFT
TRACTOR WITH IMPLEMENTS
MOWER
AERIAL PLATFORM

K-HEM 1003

COMBUSTION SYSTEM:	INDIRECT INJECTION
COOLING SYSTEM:	LIQUID
INTAKE SYSTEM:	NATURALLY ASPIRATED
WARRANTY:	3 YEARS



MODEL	K-HEM 1003	
MAX. POWER	kW (HP) @ rpm	18 + 14 PEAK ELECTRIC @ 3000 / (24 + 19 PEAK ELECTRIC) @ 3000
MAXIMUM TORQUE	Nm (LB-FT) @ rpm	60 + 57 PEAK ELECTRIC @ 2200 / (44 + 42 PEAK ELECTRIC) @ 2200
EMISSION COMPLIANCE		EU STAGE V
NUMBER OF CYLINDERS		3 + E-MACHINE
ELECTRIC MACHINE VOLTAGE		48V DC
DISPLACEMENT	cm ³ (in ³)	1028 (62.7)
AFTERCOOLER		-
INJECTION		INDIRECT MECHANICAL
INTAKE		NATURALLY ASPIRATED

KDI 3404TCR

P > 56 kW

KDI-TCW 3404C3/22

KDI-TCV 3404U4/22



INCREASE MACHINE
PRODUCTIVITY
LOW-END TORQUE
HIGH TORQUE DENSITY
STRONG PERFORMANCE



BEST COMFORT
APPLICATION FLEXIBILITY
LONG SERVICE INTERVALS
COMPACTNESS



FUEL SAVING

Standard Equipment

INTAKE MANIFOLD
EXHAUST MANIFOLD
HORIZONTAL EXHAUST
FLANGE
LATERAL OIL FILL
PROVISION
3.2 kW ELECTRIC STARTER
90A ALTERNATOR
SAE 3 (11" 1/2)

CABIN HEATING PROVISION
ENGINE MOUNTED OIL
FILTER
FUEL FILTER WITH WATER
SENSOR
ENVIRONMENTALLY
FRIENDLY OIL FILTER

Main Applications

FRUITYARD/VINEYARD
TRACTOR
FRUIT PICKING/
HARVESTING
4WD TRACTOR
WATER PUMP (IRRIGATION)
WOOD CHIPPER
CONCRETE MIXER
CONCRETE SPRAYER

EXCAVATOR
COMPACTION ROLLER
LINE STRIPER
COMPACT SHOVEL LOADER
TELESCOPIC HANDLER
SKID STEER LOADER
BACK HOE LOADER
WHEELED LOADER
SELF-PRIMING WATER PUMP

AIR COMPRESSOR
GENERATOR SET
WELDER
MOTOR SWEEPER
AERIAL PLATFORM
STRINGING EQUIPMENT
HIGH PRESSURE WASHER
FORKLIFT

KDI 3404TCR

P > 56kW



COMBUSTION SYSTEM:	DIRECT INJECTION
COOLING SYSTEM:	LIQUID
INTAKE SYSTEM:	TURBOCHARGED
WARRANTY:	3 YEARS



MODEL		KDI-TCW 3404C3/22	KDI-TCV 3404U4/22	KDI-TCP 3404E5/22
MAX. POWER	kW (hp) @ rpm	100 (134) @ 2200	100 (134) @ 2200	105 (141) @ 2200 112 (152) @ 1800
MAXIMUM TORQUE	Nm (lb-ft) @ rpm	500 (369) @ 1400	500 (369) @ 1400	650 (479) @ 1400
EMISSION COMPLIANCE		CHINA 3	EU STAGE IV US TIER 4 FINAL	EU STAGE V
KOHLER FLEX		C3 (EGR)	U4 (EGR+DOC+SCR)	E5 (DOC+DPF+SCR)
AFTERCOOLER		•	•	•
NUMBER OF CYLINDERS		4		
BORE AND STROKE	mm (in)	96 X 116 (3.8 X 4.6)		
DISPLACEMENT	cm ³ (in ³)	3359 (205)		
OIL SUMP CAPACITY	L (U.S. qt)	15.6 (16.5)		
DIMENSIONS L x W x H	mm (in)	726 X 576 X 816 (28.6 X 22.7 X 32.1)		
DRY WEIGHT	kg (lbs)	394 (868.6)		

KDI 3404TCR

P > 56 kW

KDI-TCV 3404U4/22B

KDI-TCP 3404E5/22C

KDI-TCV 3404U4/22C

KDI-TCP 3404E5/22E



INCREASE MACHINE
PRODUCTIVITY
LOW-END TORQUE
HIGH TORQUE DENSITY
STRONG PERFORMANCE



BEST COMFORT
APPLICATION FLEXIBILITY
LONG SERVICE INTERVALS
COMPACTNESS



FUEL SAVING

Standard Equipment

INTAKE MANIFOLD
EXHAUST MANIFOLD
HORIZONTAL EXHAUST
FLANGE
LATERAL OIL FILL
PROVISION
3.2 kW ELECTRIC STARTER
90A ALTERNATOR
SAE 3 (11" 1/2)

CABIN HEATING PROVISION
ENGINE MOUNTED OIL
FILTER
FUEL FILTER WITH WATER
SENSOR
ENVIRONMENTALLY
FRIENDLY OIL FILTER

Main Applications

FRUITYARD/VINEYARD
TRACTOR
FRUIT PICKING/
HARVESTING
4WD TRACTOR
WATER PUMP (IRRIGATION)
WOOD CHIPPER
CONCRETE MIXER
CONCRETE SPRAYER

EXCAVATOR
COMPACTION ROLLER
LINE STRIPER
COMPACT SHOVEL LOADER
TELESCOPIC HANDLER
SKID STEER LOADER
BACK HOE LOADER
WHEELED LOADER
SELF-PRIMING WATER PUMP

AIR COMPRESSOR
GENERATOR SET
WELDER
MOTOR SWEEPER
AERIAL PLATFORM
STRINGING EQUIPMENT
HIGH PRESSURE WASHER
FORKLIFT

KDI 3404TCR

P > 56kW

COMBUSTION SYSTEM:	DIRECT INJECTION
COOLING SYSTEM:	LIQUID
INTAKE SYSTEM:	TURBOCHARGED
WARRANTY:	3 YEARS



MODEL		KDI-TCV 3404U4/22B	KDI-TCP 3404E5/22C	KDI-TCV 3404U4/22C	KDI-TCP 3404E5/22E
MAX. POWER	kw (hp) @ rpm	75 (101)* @ 2200	75 (101)* @ 2200	90 (122) @ 2200	90 (122) @ 2200
MAXIMUM TORQUE	Nm (lb-ft) @ rpm	475 (350) @ 1400	475 (350) @ 1400	480 (354) @ 1400	480 (354) @ 1400
EMISSION COMPLIANCE		EU STAGE IV US TIER 4 FINAL	EU STAGE V	EU STAGE IV US TIER 4 FINAL	EU STAGE V
KOHLER FLEX		U4 (EGR+DOC+SCR)	E5 (DOC+DPF+SCR)	U4 (EGR+DOC+SCR)	E5 (DOC+DPF+SCR)
AFTERCOOLER		•	•	•	•
NUMBER OF CYLINDERS		4			
BORE AND STROKE	mm (in)	96 X 116 (3.8 X 4.6)			
DISPLACEMENT	cm ³ (in ³)	3359 (205)			
OIL SUMP CAPACITY	L (U.S. qt)	15.6 (16.5)			
DIMENSIONS L x W x H	mm (in)	726 X 576 X 816 (28.6 X 22.7 X 32.1)			
DRY WEIGHT	kg (lbs)	394 (868.6)			

* available also at 81 kW / 108 hp and 480 Nm @ 1400 rpm

KDI 3404TCR

P < 56 kW

KDI-TCL 3404U4/22

KDI-TCN 3404E5/22



INCREASE MACHINE
PRODUCTIVITY
LOW-END TORQUE
HIGH TORQUE DENSITY
STRONG PERFORMANCE



BEST COMFORT
APPLICATION FLEXIBILITY
LONG SERVICE INTERVALS
COMPACTNESS



FUEL SAVING

Standard Equipment

INTAKE MANIFOLD
EXHAUST MANIFOLD
HORIZONTAL EXHAUST
FLANGE
LATERAL OIL FILL
PROVISION
3.2 kW ELECTRIC STARTER
90A ALTERNATOR
SAE 3 (11" 1/2)

CABIN HEATING PROVISION
ENGINE MOUNTED OIL
FILTER
FUEL FILTER WITH WATER
SENSOR
ENVIRONMENTALLY
FRIENDLY OIL FILTER

Main Applications

FRUITYARD/VINEYARD
TRACTOR
FRUIT PICKING/
HARVESTING
4WD TRACTOR
WATER PUMP (IRRIGATION)
WOOD CHIPPER
CONCRETE MIXER
CONCRETE SPRAYER

EXCAVATOR
COMPACTION ROLLER
LINE STRIPER
COMPACT SHOVEL LOADER
TELESCOPIC HANDLER
SKID STEER LOADER
BACK HOE LOADER
WHEELED LOADER
SELF-PRIMING WATER PUMP

AIR COMPRESSOR
GENERATOR SET
WELDER
MOTOR SWEEPER
AERIAL PLATFORM
STRINGING EQUIPMENT
HIGH PRESSURE WASHER
FORKLIFT

KDI 3404TCR

P < 56kW

COMBUSTION SYSTEM:	DIRECT INJECTION
COOLING SYSTEM:	LIQUID
INTAKE SYSTEM:	TURBOCHARGED
WARRANTY:	3 YEARS



MODEL		KD15-350 NE36	KD15-350 E536
MAX. POWER	kw (hp) @ rpm	55.4 (74) @ 2200	55.4 (74) @ 2200
MAXIMUM TORQUE	Nm (lb-ft) @ rpm	375 (277) @ 1400	465 (343) @ 1100
EMISSION COMPLIANCE		EU Stage IIIB US Tier 4 Final	EU Stage V
KOHLER FLEX		U4 (EGR+DOC)	E5 (EGR+DOC+DPF)
AFTERCOOLER		•	•
NUMBER OF CYLINDERS		4	
BORE AND STROKE	mm (in)	96 x 116 (3.8 x 4.6)	
DISPLACEMENT	cm ³ (in ³)	3359 (205)	
OIL SUMP CAPACITY	L (U.S. qt)	15.6 (16.5)	
DIMENSIONS L x W x H	mm (in)	726 x 576 x 816 (28.6 x 22.7 x 32.1)	
DRY WEIGHT	kg (lbs)	394 (868.6)	

KDI 2504TCR

KDI-TCK 2504U3/26

KDI-TCF 2504U4/26

KDI-TCR 2504E5/26



INCREASE MACHINE
PRODUCTIVITY
STRONG PERFORMANCE



BEST COMFORT
APPLICATION FLEXIBILITY
LONG SERVICE INTERVALS
COMPACTNESS



FUEL SAVING

Standard Equipment

INTAKE MANIFOLD
EXHAUST MANIFOLD
SIDE OIL REFILLING
ELECTRIC STARTER
55A ALTERNATOR
SAE 4 (7" 1/2)
CABIN HEATING PROVISION
ENGINE MOUNTED OIL
FILTER

FUEL FILTER

Main Applications

FRUITYARD/VINYARD
TRACTOR
FRUIT PICKING/
HARVESTING
4WD TRACTOR
WATER PUMP (IRRIGATION)
WOOD CHIPPER
CONCRETE MIXER
CONCRETE SPRAYER

EXCAVATOR
COMPACTION ROLLER
LINE STRIPER
COMPACT SHOVEL LOADER
TELESCOPIC HANDLER
SKID STEER LOADER
BACK HOE LOADER
WHEELED LOADER
SELF-PRIMING WATER PUMP

AIR COMPRESSOR
GENERATOR SET
WELDER
MOTOR SWEEPER
AERIAL PLATFORM
STRINGING EQUIPMENT
HIGH PRESSURE WASHER
FORKLIFT

KDI 2504TCR

COMBUSTION SYSTEM:	DIRECT INJECTION
COOLING SYSTEM:	LIQUID
INTAKE SYSTEM:	TURBOCHARGED
WARRANTY:	3 YEARS



MODEL		KDI-TCK 2504U3/26	KDI-TCF 2504U4/26	KDI-TCR 2504E5/26
MAX. POWER	kW (hp) @ rpm	55.4 (74) @ 2600	55.4 (74) @ 2600	55.4 (74) @ 2600
MAXIMUM TORQUE	Nm (lb-ft) @ rpm	300 (221) @ 1500	300 (221) @ 1500	315 (232) @ 1500
EMISSION COMPLIANCE		EU Stage IIIA US Tier 3 Equivalent	EU Stage IIIB US Tier 4 Final	EU Stage V US Tier 4 Final
KOHLER FLEX		U3	U4 (EGR+DOC)	E5 (EGR+DOC+DPF)
AFTERCOOLER		•	•	•
NUMBER OF CYLINDERS		4		
BORE AND STROKE	mm (in)	88 x 102 (3.5 x 4)		
DISPLACEMENT	cm ³ (in ³)	2482 (151.5)		
OIL SUMP CAPACITY	L (U.S. qt)	11.3 * (11.9)		
DIMENSIONS L x W x H	mm (in)	704.3 x 523.2 x 719.5 (27.7 x 20.6 x 28.3)		
DRY WEIGHT	kg (lbs)	267 (588.6)		

* without dynamic balancers

KDI 2504M

KDI-M 2504EA/26



INCREASE MACHINE
PRODUCTIVITY
STRONG PERFORMANCE



BEST COMFORT
APPLICATION FLEXIBILITY
LONG SERVICE INTERVALS
COMPACTNESS



FUEL SAVING

Standard Equipment

INTAKE MANIFOLD
EXHAUST MANIFOLD
SIDE OIL REFILLING
ELECTRIC STARTER
55A ALTERNATOR
SAE 4 (7" 1/2)
CABIN HEATING PROVISION
ENGINE MOUNTED OIL
FILTER

FUEL FILTER

Main Applications

FRUITYARD/VINYARD
TRACTOR
FRUIT PICKING/
HARVESTING
4WD TRACTOR
WATER PUMP (IRRIGATION)
WOOD CHIPPER
CONCRETE MIXER
CONCRETE SPRAYER

EXCAVATOR
COMPACTION ROLLER
LINE STRIPER
COMPACT SHOVEL LOADER
TELESCOPIC HANDLER
SKID STEER LOADER
BACK HOE LOADER
WHEELED LOADER
SELF-PRIMING WATER PUMP

AIR COMPRESSOR
GENERATOR SET
WELDER
MOTOR SWEEPER
AERIAL PLATFORM
STRINGING EQUIPMENT
HIGH PRESSURE WASHER
FIRE FIGHTING PUMP
FORKLIFT

KDI 2504M

COMBUSTION SYSTEM:	DIRECT INJECTION
COOLING SYSTEM:	LIQUID
INTAKE SYSTEM:	NATURALLY ASPIRATED
WARRANTY:	3 YEARS



MODEL	KDI-TCK 2504U3/26	
MAX. POWER	kW (hp) @ rpm	36.4 (49) @ 2600
MAXIMUM TORQUE	Nm (lb-ft) @ rpm	170 (125) @ 1500
EMISSION COMPLIANCE	EU STAGE IIIA EQ.	
NUMBER OF CYLINDERS	4	
BORE AND STROKE	mm (in)	88 X 102 (3.5 X 4)
DISPLACEMENT	cm ³ (in ³)	2482 (151.5)
OIL SUMP CAPACITY	L (U.S. qt)	11.3 * (11.9)
DIMENSIONS L x W x H	mm (in)	704.3 X 452.5 X 667.5 (27.7 X 17.8 X 26.3)
DRY WEIGHT	kg (lbs)	244 (537.9)

* without dynamic balancers

KDI 1903TCR

KDI-TCQ 1903U3/26

KDI-TCF 1903U4/26

KDI-TCR 1903E5/26

KDI-TC 1903E5/26



INCREASE MACHINE
PRODUCTIVITY
STRONG PERFORMANCE



BEST COMFORT
APPLICATION FLEXIBILITY
LONG SERVICE INTERVALS
COMPACTNESS



FUEL SAVING

Standard Equipment

INTAKE MANIFOLD
EXHAUST MANIFOLD
SIDE OIL REFILLING
ELECTRIC STARTER

80A ALTERNATOR
SAE 4 (7" 1/2)
CABIN HEATING PROVISION
OIL FILTER ENGINE
MOUNTED

FUEL FILTER WITH WATER
SENSOR
ENVIRONMENTALLY
FRIENDLY OIL FILTER

Main Applications

FRUITYARD/VINYARD
TRACTOR
4WD TRACTOR
WATER PUMP (IRRIGATION)
CONCRETE SPRAYER
DUMPER
EXCAVATOR
COMPACTION ROLLER
ASPHALT CUTTER

COMPACT SHOVEL LOADER
SKID STEER LOADER
WHEELED LOADER
SELF-PRIMING WATER PUMP
AIR COMPRESSOR
GENERATOR SET
REFRIGERATING GROUPS
WELDER
MOTOR SWEEPER

AERIAL PLATFORM
STRINGING EQUIPMENT
HIGH PRESSURE WASHER
FORKLIFT

KDI 1903TCR

COMBUSTION SYSTEM:	DIRECT INJECTION
COOLING SYSTEM:	LIQUID
INTAKE SYSTEM:	TURBOCHARGED
WARRANTY:	3 YEARS



MODEL	KDI-TCQ 1903U3/26	KDI-TCF 1903U4/26	KDI-TCR 1903E5/26	KDI-TC 1903E5/26
MAX. POWER kW (hp) @ rpm	42 (56) @ 2600	42 (56) @ 2600	42 (56) @ 2600	37 (50) @ 2600
MAXIMUM TORQUE Nm (ft-lb) @ rpm	225 (166) @ 1500	225 (166) @ 1500	225 (166) @ 1500	170 (125) @ 1500
EMISSION COMPLIANCE	EU STAGE IIIA US TIER 3 EQUIVALENT	EU STAGE IIIB US TIER 4 FINAL	EU STAGE V US TIER 4 FINAL	
KOHLER FLEX	U3	U4 (EGR+DOC)	E5 (EGR+DOC+DPF)	
AFTERCOOLER	•	•	•	NO
NUMBER OF CYLINDERS	3			
BORE AND STROKE mm (in)	88 X 102 (3.5 X 4)			
DISPLACEMENT cm ³ (in ³)	1861 (113.6)			
OIL SUMP CAPACITY L (U.S. qt)	8.5 (9)			
DIMENSIONS L x W x H mm (in)	598.3 X 530 X 726 (23.5 X 20.9 X 28.6)			
DRY WEIGHT kg (lbs)	233 (513.7)			

KDI 1903M

KDI-M 1903EA/26



INCREASE MACHINE
PRODUCTIVITY
STRONG PERFORMANCE



BEST COMFORT
APPLICATION FLEXIBILITY
LONG SERVICE INTERVALS
COMPACTNESS



FUEL SAVING

Standard Equipment

INTAKE MANIFOLD
EXHAUST MANIFOLD
SIDE OIL REFILLING
ELECTRIC STARTER
55A ALTERNATOR
SAE 4 (7" 1/2)
CABIN HEATING PROVISION
ENGINE MOUNTED OIL
FILTER

FUEL FILTER

Main Applications

FRUITYARD/VINYARD
TRACTOR
4WD TRACTOR
WATER PUMP (IRRIGATION)
CONCRETE SPRAYER
DUMPER
EXCAVATOR
COMPACTION ROLLER
ASPHALT CUTTER

COMPACT SHOVEL LOADER
SKID STEER LOADER
WHEELED LOADER
SELF-PRIMING WATER PUMP
AIR COMPRESSOR
GENERATOR SET
REFRIGERATING GROUPS
WELDER
MOTOR SWEEPER

AERIAL PLATFORM
STRINGING EQUIPMENT
HIGH PRESSURE WASHER
FIRE FIGHTING PUMP
FORKLIFT

KDI 1903M

COMBUSTION SYSTEM:	DIRECT INJECTION
COOLING SYSTEM:	LIQUID
INTAKE SYSTEM:	NATURALLY ASPIRATED
WARRANTY:	3 YEARS



MODEL	KDI-M 1903EA/26	
MAX. POWER	kW (hp) @ rpm	31 (42) @ 2600
MAXIMUM TORQUE	Nm (lb-ft) @ rpm	133 (98) @ 1500
EMISSION COMPLIANCE	EU STAGE IIIA EQ.	
NUMBER OF CYLINDERS	4	
BORE AND STROKE	mm (in)	88 X 102 (3.5 X 4)
DISPLACEMENT	cm ³ (in ³)	1861 (113.6)
OIL SUMP CAPACITY	L (U.S. qt)	8.5 (9)
DIMENSIONS L x W x H	mm (in)	598.3 X 452.5 X 667.5 (23.5 X 17.8 X 26.3)
DRY WEIGHT	kg (lbs)	210 (463)

KSD 1403

KSD1403-NA
KSD1403-TC
KSD1403-TCA



OPTIMIZED PRODUCTIVITY



LOW TOTAL COST OF OWNERSHIP
COMPACTNESS
LIMITED NOISE AND VIBRATIONS
EASY MAINTENANCE
POSSIBILITY FOR ON BOARD DIAGNOSTICS



LOW FUEL CONSUMPTION

Standard Equipment

ELECTRONICALLY CONTROLLED COMMON RAIL INJECTION SYSTEM
INTAKE MANIFOLD
EXHAUST MANIFOLD
SIDE OIL REFILLING
ELECTRIC STARTER
45A ALTERNATOR
BACKPLATE FLANGE

7" $\frac{1}{2}$ FLYWHEEL
OIL FILTER ENGINE MOUNTED
FUEL FILTER ENGINE MOUNTED
ECU
OIL SUMP CAPACITY 3.7 L

Main Applications

GENERATOR
WELDERS
TRACTORS
MOWERS
EXCAVATOR
REFRIGERATOR
MINI SKID STEER LOADER
WHEEL LOADER
LIFT

COMPRESSOR
DUMPER
FORKLIFT

KSD 1403

COMBUSTION SYSTEM:	INDIRECT INJECTION
COOLING SYSTEM:	LIQUID
INTAKE SYSTEM:	NATURALLY ASPIRATED/TURBOCHARGED
WARRANTY:	3 YEARS



MODEL		KSD1403-NA	KSD1403-TC	KSD1403-TCA
MAX. POWER	kW (hp) @ rpm	18.4 (24.7) @ 3000 US TIER 4 FINAL 18.9 (25.7) @ 3000 STAGE V*	18.4 (24.7) @ 3000 US TIER 4 FINAL 18.9 (25.7) @ 3000 STAGE V*	18.4 (24.7) @ 3000 US TIER 4 FINAL 18.9 (25.7) @ 3000 STAGE V*
MAXIMUM TORQUE	Nm (lb-ft) @ rpm	90 (66) @ 1800	105 (77) @ 1500	120 (88) @ 1400
EMISSION COMPLIANCE		US TIER 4 FINAL EU STAGE V	US TIER 4 FINAL EU STAGE V	US TIER 4 FINAL EU STAGE V
AFTERCOOLER		NO	NO	.
CYLINDERS / FIE		3 / COMMON RAIL	3 / TURBO COMMON RAIL	3 / TURBO COMMON RAIL
BORE AND STROKE	mm (in)	81 X 90 (3.2 X 3.5)		
DISPLACEMENT	cm ³ (in ³)	1391 (84.9)		
OIL SUMP CAPACITY	L (U.S. qt)	3.7 (3.9)		
DIMENSIONS L x W x H	mm (in)	481.7 X 406.7 X 551 (19 X 16 X 21.7)	481.7 X 446.7 X 599.2 (19 X 17.6 X 23.6)	481.7 X 446.7 X 598.6 (19 X 17.6 X 23.6)
DRY WEIGHT	kg (lbs)	121 (266.8)	127 (280)	126 (277.8)

*Engine model with double emission compliance (Stage V/Tier 4 Final): 18.4 kW (24.7 hp) @ 3000 rpm

KDW 1404

KDW1404 EA36
KDW1404 U436
KDW1404 E536



MODERN DESIGN



COMPACTNESS
LOW WEIGHT



LOW NOISE

Standard Equipment

EXTERNAL SPIN-ON TYPE OIL FILTER	FUEL FEEDING MECHANICAL PUMP
EXHAUST MANIFOLD	COOLANT PUMP
INTAKE MANIFOLD	FLANGING BACKPLATE
ACCELERATOR CONTROL	ELECTRIC STOP 12V
ELECTRIC STARTER MOTOR AND ALTERNATOR 12V	GLOW PLUG CONTROL UNIT 12V
THERMOSTAT VALVE	FUEL FILTER ENGINE MOUNTED
FLYWHEEL WITH RING GEAR	

Main Applications

LAWN MOWER	GENERATOR SET
FRUITYARD/VINYARD	REFRIGERATING GROUPS
TRACTOR	MOTOR SWEEPER
FRUIT PICKING/ HARVESTING	AERIAL PLATFORM
WOOD CHIPPER	STRINGING EQUIPMENT
CONCRETE MIXER	HIGH PRESSURE WASHER
CONCRETE SPRAYER	
VIBRATING PLATE	

KDW 1404

COMBUSTION SYSTEM:	INDIRECT INJECTION
COOLING SYSTEM:	LIQUID
INTAKE SYSTEM:	NATURALLY ASPIRATED
WARRANTY:	3 YEARS



MODEL		KDW1404 EA36	KDW1404 U427	KDW1404 E530
MAX. POWER	kw (hp) @ rpm	24.5 (32.8) @ 3600	17.9 (24) @ 2700	18.8 (25.2) @ 3000
MAXIMUM TORQUE	Nm (lb-ft) @ rpm	78 (58) @ 2000	65 (48) @ 1600	78 (58) @ 2000
EMISSION COMPLIANCE		EU STAGE IIIA	US TIER 4 FINAL	EU STAGE V
NUMBER OF CYLINDERS		4		
BORE AND STROKE	mm (in)	75 X 77.6 (3 X 3.1)		
DISPLACEMENT	cm ³ (in ³)	1372 (83.7)		
FUEL TANK CAPACITY	L (U.S. qt)	OPTIONS AVAILABLE 7, 15, 29 (7.4, 15.9, 30.6)		
OIL SUMP CAPACITY	L (U.S. qt)	3.2 (3.4)		
DIMENSIONS L x W x H	mm (in)	599 X 412 X 519 (23.6 X 16.2 X 20.4)		
DRY WEIGHT	kg (lbs)	98 (216.1)		

KDW 1003

KDW1003 ECE R 24
KDW1003 U436
KDW1003 E536



MODERN DESIGN



COMPACTNESS
LOW WEIGHT



LOW NOISE

Standard Equipment

EXTERNAL SPIN-ON TYPE
OIL FILTER
EXHAUST MANIFOLD
INTAKE MANIFOLD
ACCELERATOR CONTROL
ELECTRIC STARTER MOTOR
AND ALTERNATOR 12V
THERMOSTAT VALVE
FLYWHEEL WITH RING GEAR

FUEL FEEDING MECHANICAL
PUMP
COOLANT PUMP
FLANGING BACKPLATE
ELECTRIC STOP 12V
GLOW PLUG CONTROL UNIT
12V
FUEL FILTER ENGINE
MOUNTED

Main Applications

LAWN MOWER
FRUITYARD/VINYARD
TRACTOR
FRUIT PICKING/
HARVESTING
WOOD CHIPPER
CONCRETE MIXER
CONCRETE SPRAYER
MINIDUMPER

MINI EXCAVATOR
COMPACTION ROLLER
TRENCH ROLLER
VIBRATING PLATE
COMPACT SHOVEL LOADER
GENERATOR SET
REFRIGERATING GROUPS
MOTOR SWEEPER
AERIAL PLATFORM

STRINGING EQUIPMENT
HIGH PRESSURE WASHER
LEISURE VEHICLES (ATV)
UTILITY VEHICLES (UTV)

KDW 1003

COMBUSTION SYSTEM:	INDIRECT INJECTION
COOLING SYSTEM:	LIQUID
INTAKE SYSTEM:	NATURALLY ASPIRATED
WARRANTY:	3 YEARS



MODEL		KDW1003 ECE R 24	KDW1003 U436	KDW1003 E536
MAX. POWER	kw (hp) @ rpm	18.6 (24.9) @ 3600	17.7 (23.7) @ 3600	18.8 (25.2) @ 3600
MAXIMUM TORQUE	Nm (lb-ft) @ rpm	63 (46.1) @ 2000	50.0 (36.9) @ 2600	63.0 (46.5) @ 2300
EMISSION COMPLIANCE		ECE R 24	US TIER 4 FINAL	EU STAGE V
NUMBER OF CYLINDERS		3		
BORE AND STROKE	mm (in)	75 X 77.6 (3 X 3.1)		
DISPLACEMENT	cm ³ (in ³)	1028 (62.7)		
FUEL TANK CAPACITY	L (U.S. qt)	OPTIONS AVAILABLE 7, 15, 29 (7.4, 15.9, 30.6)		
OIL SUMP CAPACITY	L (U.S. qt)	2.4 (2.5)		
DIMENSIONS L x W x H	mm (in)	516 X 412 X 519 (20.4 X 16.2 X 20.3)		
DRY WEIGHT	kg (lbs)	85 (187.4)		

KDW 702

KDW702 ECE R 24
KDW702 U436
KDW702 E536



MODERN DESIGN



COMPACTNESS
LOW WEIGHT



LOW NOISE

Standard Equipment

EXTERNAL SPIN-ON TYPE
OIL FILTER
EXHAUST MANIFOLD
INTAKE MANIFOLD
ACCELERATOR CONTROL
ELECTRIC STARTER MOTOR
AND ALTERNATOR 12V
THERMOSTAT VALVE
FLYWHEEL WITH RING GEAR

FUEL FEEDING MECHANICAL
PUMP
COOLANT PUMP
FLANGING BACKPLATE
ELECTRIC STOP 12V
GLOW PLUG CONTROL UNIT
12V
FUEL FILTER ENGINE
MOUNTED

Main Applications

MINI EXCAVATOR
COMPACTION ROLLER
VIBRATING PLATE
GENERATOR SET
MOTOR SWEEPER
AERIAL PLATFORM
MINI-CAR
LEISURE VEHICLES (ATV)

KDW 702

COMBUSTION SYSTEM:	INDIRECT INJECTION
COOLING SYSTEM:	LIQUID
INTAKE SYSTEM:	NATURALLY ASPIRATED
WARRANTY:	3 YEARS



MODEL		KDW702 ECE R 24	KDW702 U436	KDW702 E536
MAX. POWER	kw (hp) @ rpm	11.5 (15.4) @ 3600	11.5 (15.4) @ 3600	11.6 (15.5) @ 3600
MAXIMUM TORQUE	Nm (lb-ft) @ rpm	38 (28) @ 2000	34 (25) @ 2600	35 (26) @ 2600
EMISSION COMPLIANCE		ECE R 24	US Tier 4 Final	EU Stage V
NUMBER OF CYLINDERS		2		
BORE AND STROKE	mm (in)	75 x 77.6 (3 x 3.1)		
DISPLACEMENT	cm ³ (in ³)	686 (41.9)		
FUEL TANK CAPACITY	L (U.S. qt)	Options available 7, 15, 29 (7.4, 15.9, 30.6)		
OIL SUMP CAPACITY	L (U.S. qt)	1.6 (1.7)		
DIMENSIONS L x W x H	mm (in)	424 x 412 x 519 (16.7 x 16.2 x 20.4)		
DRY WEIGHT	kg (lbs)	66 (145.5)		

KDW 502

KDW502 ECE R 24
KDW502 EURO 4



MODERN DESIGN



COMPACTNESS
LOW WEIGHT



LOW NOISE

Standard Equipment

EXTERNAL SPIN-ON TYPE
OIL FILTER
EXHAUST MANIFOLD
INTAKE MANIFOLD
ACCELERATOR CONTROL
ELECTRIC STARTER MOTOR
AND ALTERNATOR 12V
THERMOSTAT VALVE
FLYWHEEL WITH RING GEAR

FUEL FEEDING MECHANICAL
PUMP
COOLANT PUMP
FLANGING BACKPLATE
ELECTRIC STOP 12V
GLOW PLUG CONTROL UNIT
12V
FUEL FILTER ENGINE
MOUNTED

Main Applications

INDUSTRIAL VERSION

MINI EXCAVATOR
COMPACTION ROLLER
VIBRATING PLATE
GENERATOR SET
MOTOR SWEEPER
AERIAL PLATFORM

AUTOMOTIVE VERSION

MINI-CAR
LEISURE VEHICLES (ATV)

KDW 502

COMBUSTION SYSTEM:	INDIRECT INJECTION
COOLING SYSTEM:	LIQUID
INTAKE SYSTEM:	NATURALLY ASPIRATED
WARRANTY:	3 YEARS



MODEL		KDW502 ECE R 24	KDW502 EURO 4
MAX. POWER	kw (hp) @ rpm	8.0 (10.7) @ 3600	6.0 (8.0) @ 3000
MAXIMUM TORQUE	Nm (lb-ft) @ rpm	23 (17) @ 2000	21 (15.5) @ 1800
EMISSION COMPLIANCE		ECE R 24	EURO 4 (FOR ON-ROAD QUADRICYCLE)
NUMBER OF CYLINDERS		2	
BORE AND STROKE	mm (in)	71.5 X 62 (2.8 X 2.4)	
DISPLACEMENT	cm ³ (in ³)	498 (30.4)	
FUEL TANK CAPACITY	L (U.S. qt)	N.A.	
OIL SUMP CAPACITY	L (U.S. qt)	1.4 (1.5)	
DIMENSIONS L x W x H	mm (in)	426 X 387 X 490 (16.8 X 15.2 X 19.3)	
DRY WEIGHT	kg (lbs)	54 (119)	

LDW 492



LOW VIBRATIONS



COMPACTNESS



EXCELLENT FUEL
EFFICIENCY
LOW NOISE

Main Applications

MINI-CAR

LDW 492

COMBUSTION SYSTEM:	DIRECT INJECTION
COOLING SYSTEM:	LIQUID
INTAKE SYSTEM:	NATURALLY ASPIRATED
WARRANTY:	3 YEARS



MODEL		LDW 492
MAX. POWER	kw (hp) @ rpm	8.5 (11.4) @ 3600
MAXIMUM TORQUE	Nm (lb-ft) @ rpm	28 (21) @ 2200
EMISSION COMPLIANCE		EURO 4 (FOR ON-ROAD QUADRICYCLE)
NUMBER OF CYLINDERS		2
BORE AND STROKE	mm (in)	69 X 64 (2.7 X 2.5)
DISPLACEMENT	cm ³ (in ³)	478 (29.2)
FUEL TANK CAPACITY	L (U.S. qt)	N.A.
OIL SUMP CAPACITY	L (U.S. qt)	2.1 (2.2)
DIMENSIONS L x W x H	mm (in)	475 X 500 X 526 (18.7 X 19.7 X 20.7)
DRY WEIGHT	kg (lbs)	48.5

KDW 625-2



HIGH POWER DENSITY
HIGH TORQUE



HIGH RELIABILITY



LONG ENGINE LIFE

Standard Equipment

ELECTRIC STARTING WITH
12 V STARTER MOTOR AND
ALTERNATOR

REMOTE THROTTLE CONTROL
OIL PRESSURE SWITCH

COMBINED MANIFOLD AND
EXHAUST MUFFLER

ENGINE FEET

FUEL LIFT PUMP

COUNTER-CLOCKWISE
ROTATION ON POWER TAKE-
OFF SIDE

AUTOMATIC EXTRA FUEL
DEVICE

USE, MAINTENANCE AND
SPARE PARTS BOOKLET

OIL BATH AIR FILTER

MANUAL CONTROL
ACCELERATOR

FUEL TANK WITH FILTER

Main Applications

FRUITYARD/VINYARD
TRACTORS

WATER PUMP (IRRIGATION)

CONCRETE SPRAYER

MINIDUMPER

VIBRATING PLATE

SELF-PRIMING WATER PUMP

AIR COMPRESSOR

GENERATOR SET

REFRIGERATING GROUPS
MOTOR WELDER

MOTOR SWEEPERS

AERIAL PLATFORM

HIGH PRESSURE WASHER

FIRE FIGHTING PUMP

KD 625-2

COMBUSTION SYSTEM:	DIRECT INJECTION
COOLING SYSTEM:	AIR
INTAKE SYSTEM:	NATURALLY ASPIRATED
WARRANTY:	3 YEARS



MODEL	KD 625-2	
MAX. POWER	kw (hp) @ rpm	18.8 (25.5) @ 3000
MAXIMUM TORQUE	Nm (ft-lb) @ rpm	67 (49) @ 2000
EMISSION COMPLIANCE	US TIER 3	
NUMBER OF CYLINDERS	2	
BORE AND STROKE	mm (in)	95 X 88 (3.7 X 3.5)
DISPLACEMENT	cm ³ (in ³)	1248 (76.2)
FUEL TANK CAPACITY	L (U.S. qt)	OPTIONS AVAILABLE 7, 10, 12 (7.4, 10.6, 12.7)
OIL SUMP CAPACITY	L (U.S. qt)	2.8 (3)
DIMENSIONS L x W x H	mm (in)	633 X 557 X 599 (24.9 X 21.9 X 23.6)
DRY WEIGHT	kg (lbs)	115 (253.5)

KD 425-2

KD-425/2 NE36



HIGH POWER DENSITY
HIGH TORQUE



HIGH RELIABILITY



LONG ENGINE LIFE

Standard Equipment

ELECTRIC STARTING WITH
12 V STARTER MOTOR AND
ALTERNATOR

REMOTE THROTTLE CONTROL
OIL PRESSURE SWITCH

COMBINED MANIFOLD AND
EXHAUST MUFFLER

ENGINE FEET

FUEL LIFT PUMP

COUNTER-CLOCKWISE
ROTATION ON POWER TAKE-
OFF SIDE

AUTOMATIC EXTRA FUEL
DEVICE

USE, MAINTENANCE AND
SPARE PARTS BOOKLET

OIL BATH AIR FILTER

MANUAL CONTROL
ACCELERATOR

FUEL TANK WITH FILTER

Main Applications

FRUITYARD/VINYARD
TRACTORS

WATER PUMP (IRRIGATION)

CONCRETE SPRAYER

MINIDUMPER

VIBRATING PLATE

SELF-PRIMING WATER PUMP

AIR COMPRESSOR

GENERATOR SET

REFRIGERATING GROUPS

MOTOR WELDER

MOTOR SWEEPERS

AERIAL PLATFORM

HIGH PRESSURE WASHER

FIRE FIGHTING PUMP

KD 425-2

COMBUSTION SYSTEM:	DIRECT INJECTION
COOLING SYSTEM:	AIR
INTAKE SYSTEM:	NATURALLY ASPIRATED
WARRANTY:	3 YEARS



MODEL	KD-425/2 NE36	
MAX. POWER	kw (hp) @ rpm	13 (17.4) @ 3600
MAXIMUM TORQUE	Nm (ft-lb) @ rpm	40 (31) @ 2200
EMISSION COMPLIANCE	ECE R 24	
NUMBER OF CYLINDERS	2	
BORE AND STROKE	mm (in)	85 x 75 (3.3 x 3)
DISPLACEMENT	cm ³ (in ³)	851 (51.9)
FUEL TANK CAPACITY	L (U.S. qt)	Options available 4, 6 (4.2, 6.3)
OIL SUMP CAPACITY	L (U.S. qt)	1.7 (1.8)
DIMENSIONS L x W x H	mm (in)	485 x 464 x 503.5 (19.1 x 18.3 x 19.8)
DRY WEIGHT	kg (lbs)	63 (138.9)

KD 15 440

KD15-440 NE36
KD15-440 U436
KD15-440 E536



HIGH POWER DENSITY
HIGH RELIABILITY



LOW WEIGHT
A COMPLETE RANGE OF
ACCESSORIES



LOW FUEL CONSUMPTION
LOW OIL CONSUMPTION

Standard Equipment

RECOIL STARTING WITH
AUTOMATIC COMPRESSION
RELEASE
FUEL TANK
FUEL FILTER
DRY AIR CLEANER
MUFFLER WITH GUARD
ACCELERATOR AND STOP
MANUAL CONTROL

AUTOMATIC DEAERATION ON
INJECTION PUMP
WIRE MESH OIL FILTER
CONICAL POWER TAKE-OFF
EXTERNAL SAFETY FUEL
FILTER
AUTOMATIC FUEL CONTROL
DURING START

USER MAINTENANCE AND
SPARE PARTS BOOKLET
HYDRAULIC TAPPETS
HIGH CAPACITY DRY AIR
CLEANER
FUEL TANK DRAIN TAP

Main Applications

WALK-BEHIND TRACTOR
TILLER
LAWN MOWER
WATER PUMP (IRRIGATION)
CONCRETE MIXER
MINIDUMPER
COMPACTION ROLLER
VIBRATING PLATE
ASPHALT CUTTER

LINE STRIPER
SELF-PRIMING WATER PUMP
AIR COMPRESSOR
GENERATOR SET
WELDER
MOTOR SWEEPER
AERIAL PLATFORM
HIGH PRESSURE WASHER
FIRE FIGHTING PUMP

KD 15 440

COMBUSTION SYSTEM:	DIRECT INJECTION
COOLING SYSTEM:	AIR
INTAKE SYSTEM:	NATURALLY ASPIRATED
WARRANTY:	3 YEARS



MODEL		KD15-440 NE36	KD15-440 E536	KD15-440 U436 *
MAX. POWER	kw (hp) @ rpm	7.5 (10.1) @ 3600	7.5 (10.1) @ 3600	7.5 (10.1) @ 3600
MAXIMUM TORQUE	Nm (lb-ft) @ rpm	23 (17) @ 2200	24.5 (18) @ 2200	24.5 (18) @ 2200
EMISSION COMPLIANCE		ECE R 24	EU Stage V	US Tier 4 Final
NUMBER OF CYLINDERS		1		
BORE AND STROKE	mm (in)	86 x 76 (3.4 x 3)		
DISPLACEMENT	cm ³ (in ³)	441 (26.9)		
FUEL TANK CAPACITY	L (U.S. qt)	4.3 (4.5)		
OIL SUMP CAPACITY	L (U.S. qt)	1.2 (1.3)		
DIMENSIONS L x W x H	mm (in)	412.8 x 340 x 493 (16.3 x 13.4 x 19.4)		
DRY WEIGHT	kg (lbs)	45 (99.2)		

* Dual speed

KD 15 441

KDW1404 EA36
KDW1404 U436
KDW1404 E536



HIGH POWER DENSITY



LOW NOISE
LOW WEIGHT
LOW REPAIR COST
A COMPLETE RANGE OF
ACCESSORIES



LOW FUEL CONSUMPTION
LOW OIL CONSUMPTION

Standard Equipment

RECOIL STARTING
WITH SEMI-AUTOMATIC
COMPRESSION RELEASE
SEPARATE CYLINDER
BARREL
FUEL TANK
FUEL FILTER
DRY AIR CLEANER
MUFFLER WITH GUARD

ACCELERATOR AND STOP
MANUAL CONTROL

Main Applications

TWO-WHEEL TRACTOR
AGRICULTURAL MOWER
AGRICULTURAL PUMP
HIGH PRESSURE CLEANER
GENERATOR SET
VIBRATING PLATE
HYDRAULIC POWER PACK

KD 15 441

COMBUSTION SYSTEM:	DIRECT INJECTION
COOLING SYSTEM:	AIR
INTAKE SYSTEM:	NATURALLY ASPIRATED
WARRANTY:	3 YEARS



MODEL		KD15 441
MAX. POWER kW	(hp) @ rpm	7.0 (9.4) @ 3600
MAXIMUM TORQUE	Nm (lb-ft) @ rpm	21 (15.5) @ 2200
EMISSION COMPLIANCE		NO REGULATIONS
NUMBER OF CYLINDERS		1
BORE AND STROKE	mm (in)	86 X 76 (3.4 X 3)
DISPLACEMENT	cm ³ (in ³)	441 (26.9)
FUEL TANK CAPACITY	L (U.S. qt)	5 (5.3)
OIL SUMP CAPACITY	L (U.S. qt)	1.5 (1.6)
DIMENSIONS L x W x H	mm (in)	412.8 X 340 X 493.1 (16.3 X 13.4 X 19.4)
DRY WEIGHT	kg (lbs)	45 (99.2)

KD 15 350

KD15-350 NE36
KD15-350 E536



HIGH POWER DENSITY



LOW WEIGHT
A COMPLETE RANGE OF
ACCESSORIES



LOW FUEL CONSUMPTION
LOW OIL CONSUMPTION

Standard Equipment

RECOIL STARTING WITH
AUTOMATIC COMPRESSION
RELEASE
FUEL TANK
FUEL FILTER
DRY AIR CLEANER
MUFFLER WITH GUARD
ACCELERATOR AND STOP
MANUAL CONTROL

AUTOMATIC DEAERATION ON
INJECTION PUMP
WIRE MESH OIL FILTER
CONICAL POWER TAKE-OFF
EXTERNAL SAFETY FUEL
FILTER
AUTOMATIC FUEL CONTROL
DURING START

USER MAINTENANCE AND
SPARE PARTS BOOKLET

Main Applications

WALK-BEHIND TRACTOR
TILLER
LAWN MOWER
WATER PUMP (IRRIGATION)
CONCRETE MIXER
MINIDUMPER
COMPACTION ROLLER
VIBRATING PLATE
ASPHALT CUTTER

LINE STRIPER
SELF-PRIMING WATER PUMP
AIR COMPRESSOR
GENERATOR SET
WELDER
MOTOR SWEEPER
AERIAL PLATFORM
HIGH PRESSURE WASHER
FIRE FIGHTING PUMP

KD 15 350

COMBUSTION SYSTEM:	DIRECT INJECTION
COOLING SYSTEM:	AIR
INTAKE SYSTEM:	NATURALLY ASPIRATED
WARRANTY:	3 YEARS



MODEL		KD15-350 NE36	KD15-350 E536
MAX. POWER	kw (hp) @ rpm	5.1 (6.8) @ 3600	5.5 (7.4) @ 3600
MAXIMUM TORQUE	Nm (lb-ft) @ rpm	15.3 (11.3) @ 2400	16 (11.8) @ 2500
EMISSION COMPLIANCE		-	EU Stage V
NUMBER OF CYLINDERS		1	
BORE AND STROKE	mm (in)	82 x 66 (3.2 x 2.6)	
DISPLACEMENT	cm ³ (in ³)	349 (21.3)	
FUEL TANK CAPACITY	L (U.S. qt)	4.3 (4.5)	
OIL SUMP CAPACITY	L (U.S. qt)	1.2 (1.3)	
DIMENSIONS L x W x H	mm (in)	386.5 x 300.9 x 445.5 (15.2 x 11.9 x 17.5)	
DRY WEIGHT	kg (lbs)	33 (72.8)	

* Single speed

KD 15 225



HIGH POWER DENSITY



LOW WEIGHT
A COMPLETE RANGE OF
ACCESSORIES



LOW FUEL CONSUMPTION
LOW OIL CONSUMPTION

Standard Equipment

RECOIL STARTING WITH
AUTOMATIC COMPRESSION
RELEASE
FUEL TANK
FUEL FILTER
DRY AIR CLEANER
MUFFLER WITH GUARD
ACCELERATOR AND STOP
MANUAL CONTROL

AUTOMATIC DEAERATION ON
INJECTION PUMP
WIRE MESH OIL FILTER
CONICAL POWER TAKE-OFF
EXTERNAL SAFETY FUEL
FILTER
AUTOMATIC FUEL CONTROL
DURING START

USER MAINTENANCE AND
SPARE PARTS BOOKLET

Main Applications

WALK-BEHIND TRACTOR
TILLER
LAWN MOWER
WATER PUMP (IRRIGATION)
CONCRETE MIXER
MINIDUMPER
COMPACTION ROLLER
VIBRATING PLATE
ASPHALT CUTTER

LINE STRIPER
SELF-PRIMING WATER PUMP
AIR COMPRESSOR
GENERATOR SET
WELDER
MOTOR SWEEPER
AERIAL PLATFORM
HIGH PRESSURE WASHER
FIRE FIGHTING PUMP

KD 15 225

COMBUSTION SYSTEM:	DIRECT INJECTION
COOLING SYSTEM:	AIR
INTAKE SYSTEM:	NATURALLY ASPIRATED
WARRANTY:	3 YEARS



MODEL	KD15 225	
MAX. POWER	kW (hp) @ rpm	3.3 (4.5) @ 3600
MAXIMUM TORQUE	Nm (lb-ft) @ rpm	10.4 (7.7) @ 2400
EMISSION COMPLIANCE	NO REGULATIONS	
NUMBER OF CYLINDERS	1	
BORE AND STROKE	mm (in)	69 X 60 (2.7 X 2.4)
DISPLACEMENT	cm ³ (in ³)	224 (13.7)
FUEL TANK CAPACITY	L (U.S. qt)	3 (3.2)
OIL SUMP CAPACITY	L (U.S. qt)	0.9 (1)
DIMENSIONS L x W x H	mm (in)	358 X 265 X 417 (14.1 X 10.4 X 16.4)
DRY WEIGHT	kg (lbs)	28 (61.7)



KOHLER®

For more information, contact your KOHLER source of supply.
Kohler Co. reserves the right to make modifications without prior notice.

kohlerengines.com

Printed in Italy

ED0035585320

Rev.11 02/23 Eng

KOHLER CO.