



**Accord®**

48" x 36" shower stall w/AIP backerboards  
**72260106**



### Features

- 3-1/2" threshold.
- Durable high-gloss finish.
- Center drain.
- Pivot snap-together modular design.
- Geometric back-wall design.
- Convenient shelves provide generous storage space.
- Aging in Place backerboards.

### Material

- Made from solid Vikrell® material for strength, durability, and lasting beauty.

### Installation

- Alcove.
- Caulk-free installation.


### Recommended Products/Accessories

- 1500D-48 Framed pivot shower door
- 1505D-48 Framed pivot shower door
- 1506D-48 Framed pivot shower door
- 1530D-48 Framed pivot shower door
- 1535D-48 Framed pivot shower door
- 5475-48 Frameless sliding shower door
- 5477-48 Frameless sliding shower door
- 5970-48 Framed sliding shower door
- 5975-48 Framed sliding shower door
- 5976-48 Framed sliding shower door
- 5977-48 Framed sliding shower door
- 547808-48 Frameless sliding shower door
- 581075-48 Frameless sliding shower door
- 80001012 12" straight grab bar
- 80001018 18" straight grab bar
- 80001024 24" straight grab bar
- 80011032 32" straight grab bar
- 80001036 36" straight grab bar
- 80012031 28" curved grab bar
- K-23726 Drain treatment
- K-23733 Vikrell® cleaner

### Included Components

Product consists of:

- 72245106
- 72261100
- 72262106



### Codes/Standards



CSA B45.5/IAPMO Z124  
ASTM E162  
ASTM E662  
HUD, UM Bulletin 73

### Warranty – Bathing Fixtures (and) Kitchen and Utility Sinks Made of Solid Vikrell® Material

See website for detailed warranty information.

### Available Colors/Finishes

*Color tiles intended for reference only.*

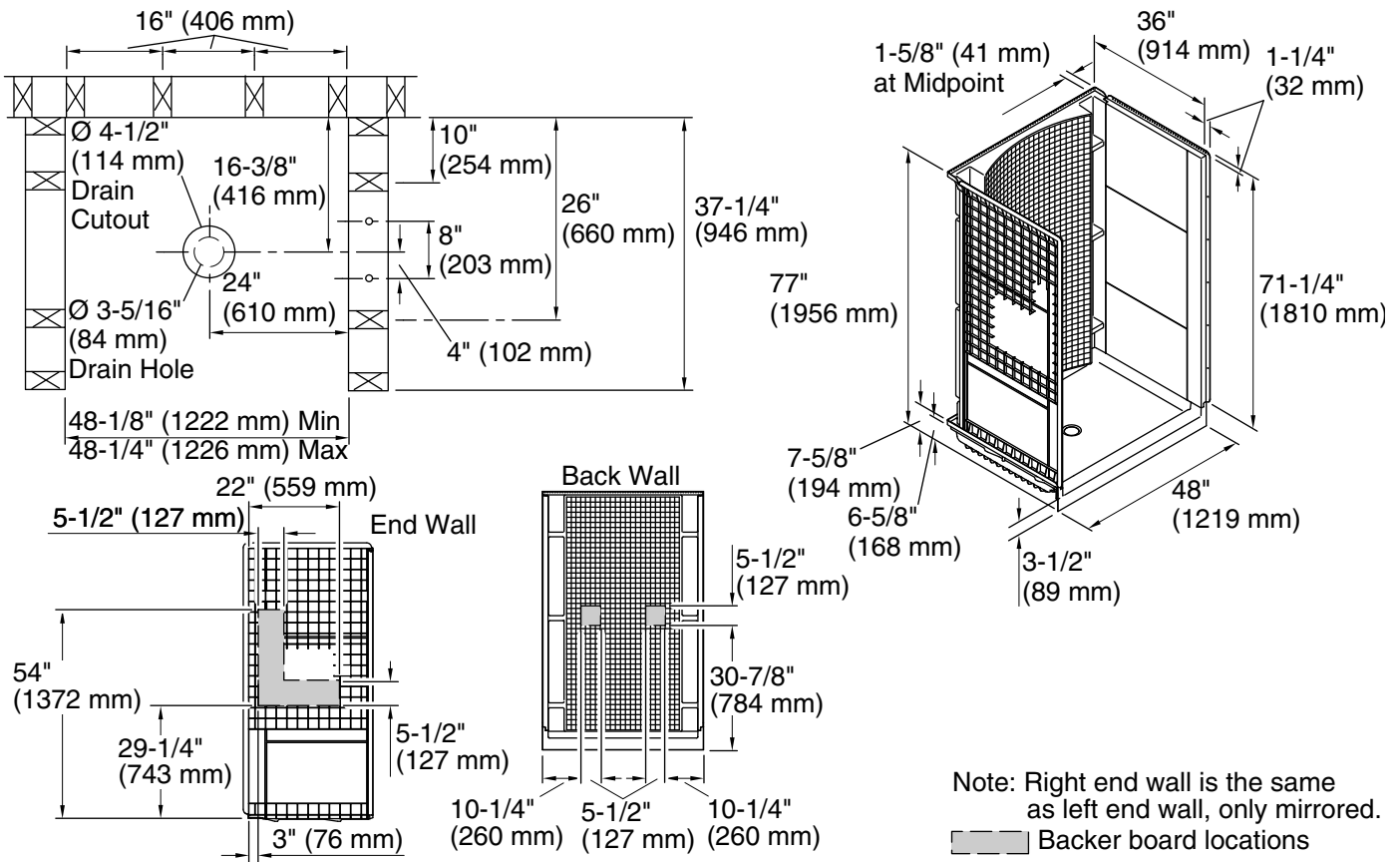
Color	Code	Description
	0	White
	96	KOHLER Biscuit

1-800-STERLING (1-800-783-7546)

Kohler Co. reserves the right to make revisions without notice to product specifications.

For the most current Specification Sheet, go to [www.sterlingplumbing.com](http://www.sterlingplumbing.com).

12-29-2021 10:52 - US/CA



**Technical Information**

All product dimensions are nominal.

- Installation: Three-wall alcove
- Drain location: Center
- Maximum door height: 72" (1829 mm)
- Maximum door width: 44-5/8" (1133 mm)

**Notes**

- Install this product according to the installation instructions.
- Receptor cannot be installed without the wall surround.
- Attach grab bars at the specified backerboard locations only.
- Studs should be positioned roughly as shown. Double studding is recommended for pivot shower door installations.