



A KOHLER COMPANY

# Ensemble™ Medley®

60" bath/shower

71320110



## Features

- 18" apron.
- Tongue-and-groove walls with snap-together installation.
- High-gloss walls.
- Corner shelves.
- Dry-Block seal and channeled water containment system.

## Material

- Made from solid Vikrell® material for strength, durability, and lasting beauty.

## Installation

- Alcove.
- Left drain.
- Caulk-free installation.

## Recommended Products/Accessories

K-23726 Drain treatment

K-23733 Vikrell® cleaner

## Included Components

Product consists of:

71324100 60" bath and shower wall set

71121110 60" bath



## Codes/Standards

CSA B45.5/IAPMO Z124

ASTM E162

ASTM E662



HUD, UM Bulletin 73

## Warranty – Bathing Fixtures (and) Kitchen and Utility Sinks Made of Solid Vikrell® Material

See website for detailed warranty information.

## Available Colors/Finishes

*Color tiles intended for reference only.*

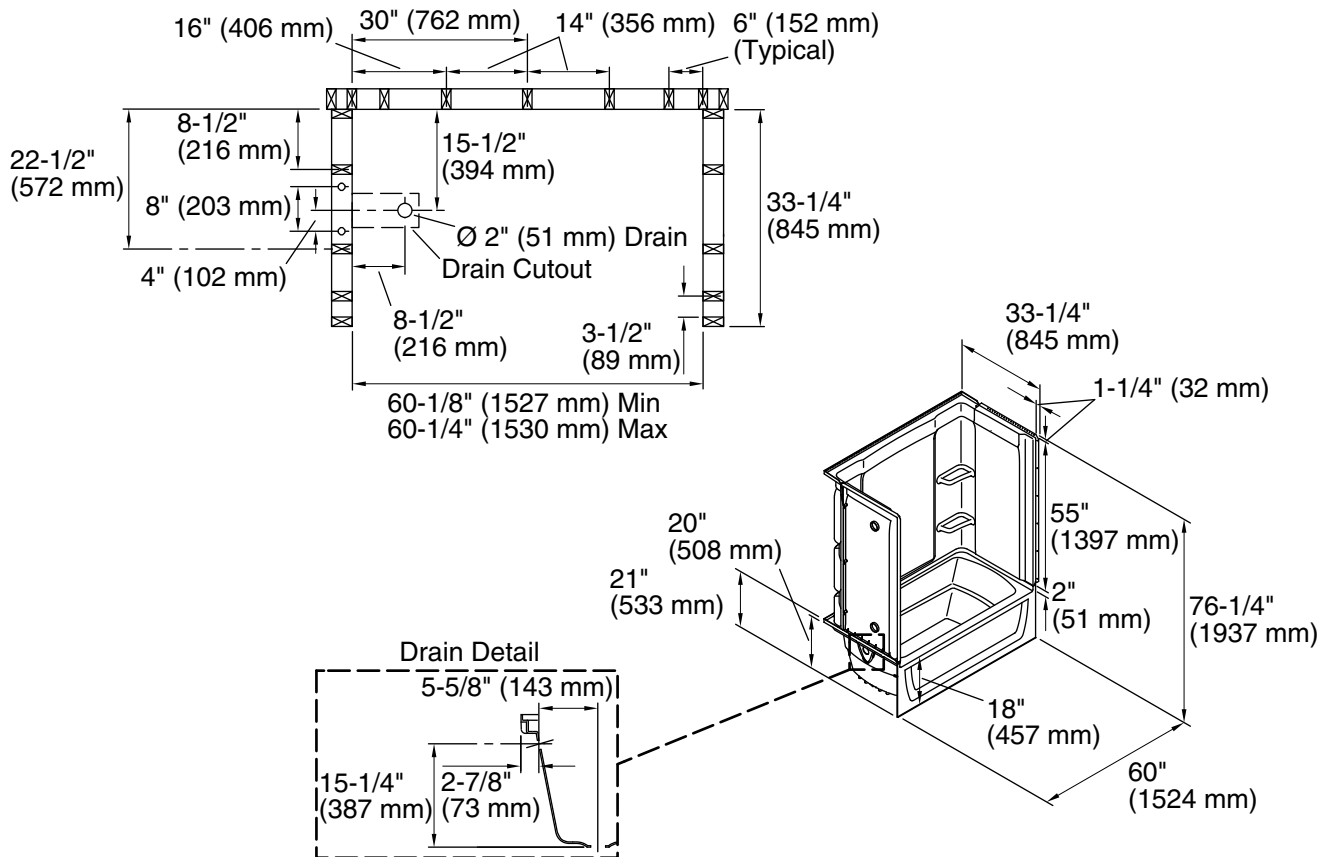
Color	Code	Description
	0	White
	96	KOHLER Biscuit

1-800-STERLING (1-800-783-7546)

Kohler Co. reserves the right to make revisions without notice to product specifications.

For the most current Specification Sheet, go to [www.sterlingplumbing.com](http://www.sterlingplumbing.com).

5-6-2020 10:26 - US



### Technical Information

All product dimensions are nominal.

Installation:	Three-wall alcove
Drain location:	Left
Basin area, bottom:	42" x 20" (1067 mm x 508 mm)
Basin area, top:	54" x 26" (1372 mm x 660 mm)
Water depth:	13-3/4" (349 mm)
Water capacity:	55 gal (208.2 L)
Minimum flat for door:	3" (76 mm)
Maximum door height:	56-3/4" (1441 mm)
Maximum door width:	57-11/16" (1465 mm)

### Notes

Install this product according to the installation instructions.

Studs should be positioned roughly as shown.

Double studding is recommended for pivot shower door installations.