



Lawson®
72" drop-in bath
71311100



Features

- 20 bath depth.
- Durable high-gloss finish.
- End drain can be installed as left- or right-hand drain.
- Optional flange kit available for easier conversion to alcove installation. Kit provides continuous rim support and added water containment benefits compared to nonflanged alcove installation .

Material

- Made from solid Vikrell® material for strength, durability, and lasting beauty.

Installation

- Drop-in.

Recommended Products/Accessories

71317100 Tile-in flange kit for 72" soaking baths
K-23726 Drain treatment
K-23733 Vikrell® cleaner



Codes/Standards



CSA B45.5/IAPMO Z124
ASTM E162
ASTM E662
HUD, UM Bulletin 73

Warranty – Bathing Fixtures (and) Kitchen and Utility Sinks Made of Solid Vikrell® Material

See website for detailed warranty information.

Available Colors/Finishes

Color tiles intended for reference only.

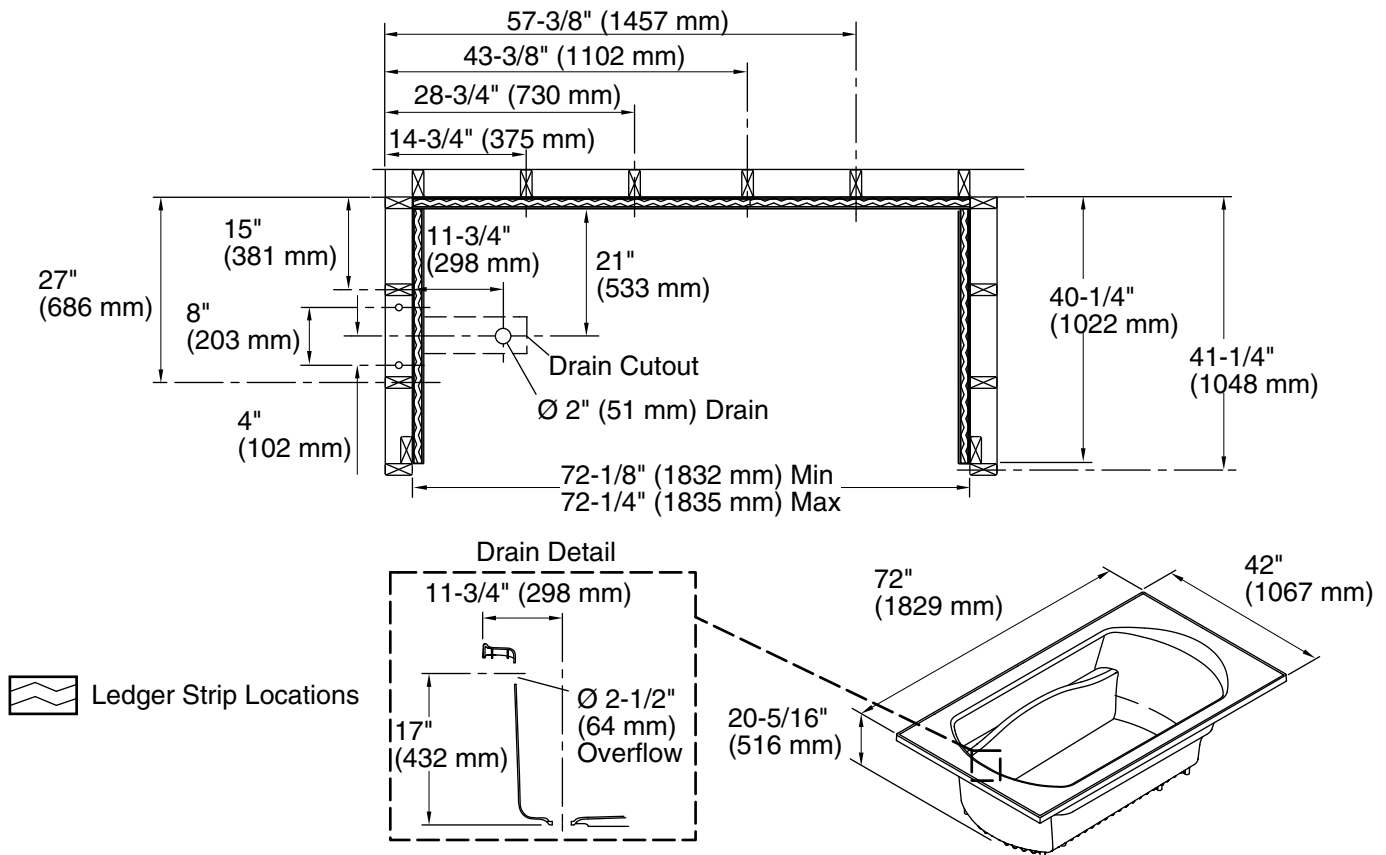
Color	Code	Description
	0	White
	96	KOHLER Biscuit

1-800-STERLING (1-800-783-7546)

Kohler Co. reserves the right to make revisions without notice to product specifications.

For the most current Specification Sheet, go to www.sterlingplumbing.com.

3-20-2020 08:29 - US



Technical Information

All product dimensions are nominal.

Installation:	Drop-in
Drain location:	End
Basin area, bottom:	50" x 25-5/8" (1270 mm x 651 mm)
Basin area, top:	59" x 33" (1499 mm x 838 mm)
Water depth:	15-1/4" (387 mm)
Water capacity:	80 gal (302.8 L)
Minimum flat for door:	3" (76 mm)
Maximum door width:	72" (1829 mm)

Notes

- Install this product according to the installation instructions.
- Double studding is recommended for pivot shower door installations.
- Studs should be positioned roughly as shown.