



Features

- 15" apron.
- Pivot snap together modular design.
- Smooth, high-gloss walls.
- Four corner shelves.
- Aging in Place backerboards.

Material

- Made from solid Vikrell® material for strength, durability, and lasting beauty.

Installation

- Alcove.
- Left drain.
- Caulk-free installation.

Recommended Products/Accessories

- K-23726 Drain treatment
- K-23733 Vikrell® cleaner

Included Components

- Product consists of:
- 71244106 60" smooth wall set with Aging in Place backerboards
 - 71141116 60" bath with Aging in Place backerboard



Codes/Standards



- CSA B45.5/IAPMO Z124
- ASTM E162
- ASTM E662
- HUD, UM Bulletin 73

Warranty – Bathing Fixtures (and) Kitchen and Utility Sinks Made of Solid Vikrell® Material

See website for detailed warranty information.

Available Colors/Finishes

Color tiles intended for reference only.

Color	Code	Description
	0	White
	96	KOHLER Biscuit

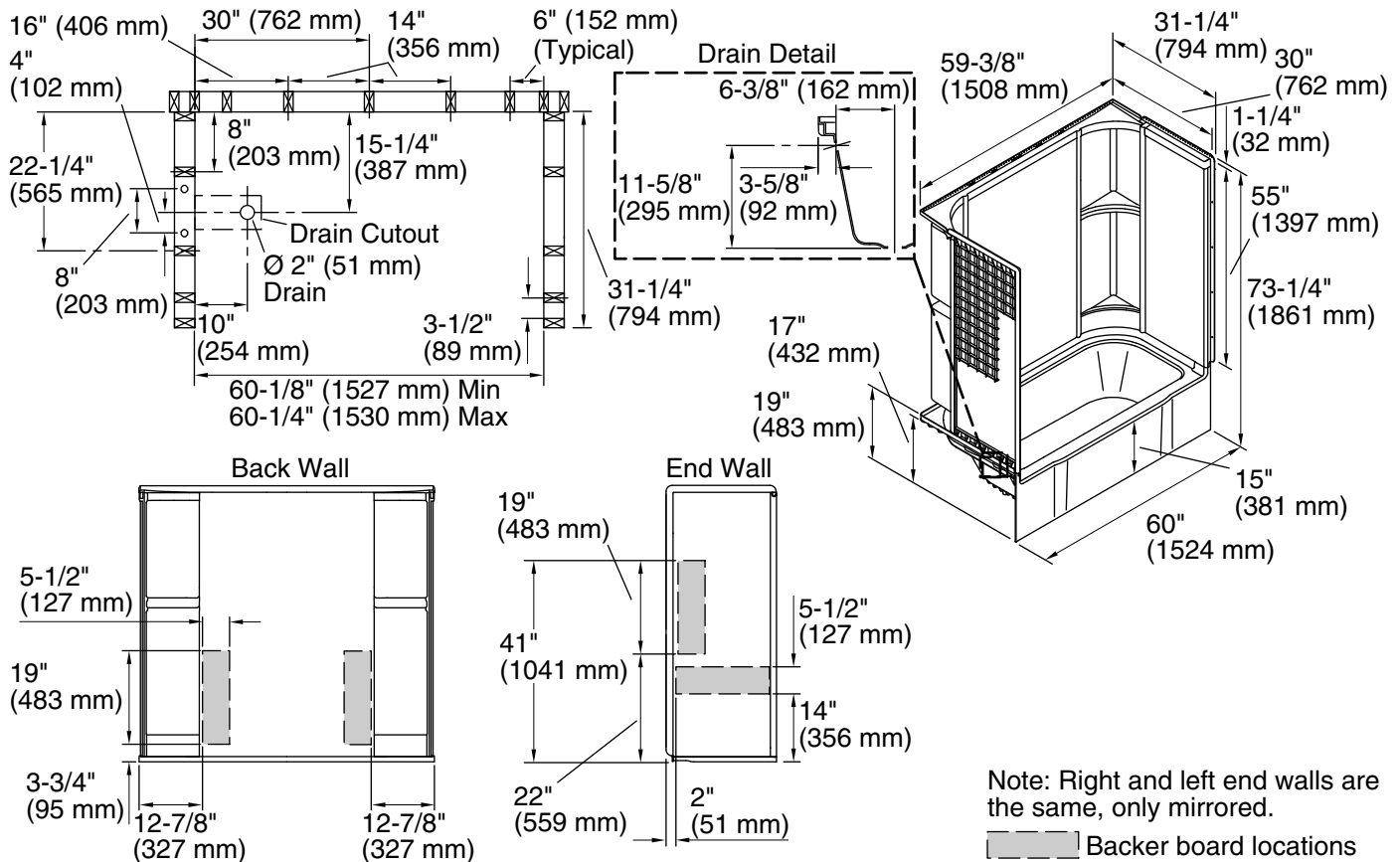
STERLING

A KOHLER COMPANY

Accord®

60" smooth bath/shower with Aging in Place backerboards

71240116



Note: Right and left end walls are the same, only mirrored.

Backer board locations

Technical Information

All product dimensions are nominal.

- Installation: Three-wall alcove
Drain location: Left
Basin area, bottom: 46-1/4" x 20-1/2" (1175 mm x 521 mm)
Basin area, top: 52-1/4" x 22-1/2" (1327 mm x 572 mm)
Water depth: 11" (279 mm)
Water capacity: 34 gal (128.7 L)
Minimum flat for door: 2-3/4" (70 mm)
Maximum door height: 56-1/2" (1435 mm)
Maximum door width: 56-3/4" (1441 mm)

Notes

- Install this product according to the installation instructions.
- Product is designed to be used with a single-handle mixer valve with an escutcheon cover not to exceed 7-3/4" (197 mm) in width.
- Studs should be positioned roughly as shown.
- Double studding is recommended for pivot shower door installations.
- Bath cannot be installed without the wall surround.
- Attach grab bars at the specified backerboard locations only.
- Width of back wall at the top transitions from 60" (1524 mm) at the front to 59-3/8" (1508 mm) in the back corners. Furring strips approximately 1/4" (6 mm) thick should be used at the back corner studs if drywall is to be installed over the nailing flange.

1-800-STERLING (1-800-783-7546)

Kohler Co. reserves the right to make revisions without notice to product specifications.

For the most current Specification Sheet, go to www.sterlingplumbing.com.

5-6-2020 10:25 - US