



Accord®
60" x 32" bath/shower w/Aging in Place backerboards
71150116



Features

- 18" apron.
- Pivot snap-together modular design.
- Tile look.
- Molded-in shelves.
- Aging In Place backerboards.

Material

- Made from solid Vikrell® material for strength, durability, and lasting beauty.

Installation

- Alcove.
- Left drain.
- Caulk-free installation.

Recommended Products/Accessories

71157103 32" bath/shower grab bar kit
1095008 Plastic Seat
K-23726 Drain treatment
K-23733 Vikrell® cleaner

Included Components

Product consists of:
71154106 60" x 32" bath/shower wall set w/Aging in Place backerboards
71151110 60" bath



Codes/Standards



CSA B45.5/IAPMO Z124
ASTM E162
ASTM E662
HUD, UM Bulletin 73

Warranty – Bathing Fixtures (and Kitchen and Utility Sinks Made of Solid Vikrell® Material)

See website for detailed warranty information.

Available Colors/Finishes

Color tiles intended for reference only.

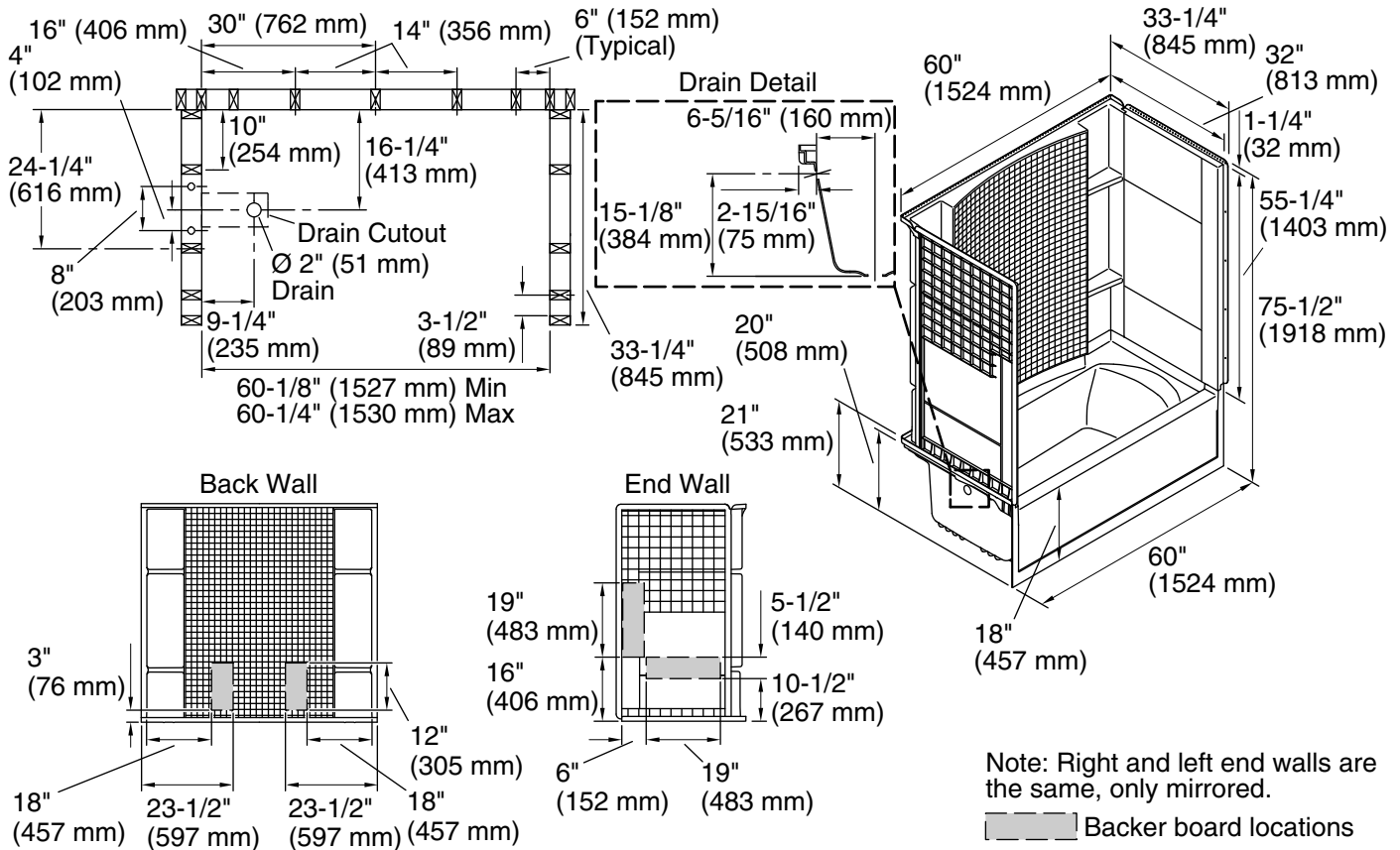
| Color | Code | Description |
|--|------|----------------|
|  | 0 | White |
|  | 96 | KOHLER Biscuit |

1-800-STERLING (1-800-783-7546)

Kohler Co. reserves the right to make revisions without notice to product specifications.

For the most current Specification Sheet, go to www.sterlingplumbing.com.

8-22-2020 13:01 - US



Technical Information

- All product dimensions are nominal.
- Installation: Three-wall alcove
- Drain location: Left
- Basin area, bottom: 21-1/2" x 46-1/8" (546 mm x 1172 mm)
- Basin area, top: 23" x 51" (584 mm x 1295 mm)
- Water depth: 13-1/8" (333 mm)
- Water capacity: 56 gal (212 L)
- Minimum flat for door: 2-3/4" (70 mm)
- Maximum door height: 55-7/8" (1419 mm)
- Maximum door width: 56-3/4" (1441 mm)

Notes

- Install this product according to the installation instructions.
- Studs should be positioned roughly as shown. Double studding is recommended for pivot shower door installations.
- Bath cannot be installed without the wall surround.
- Attach grab bars at the specified backer board locations only.
- ADA adaptable when grab bars and seat are installed per the specific requirements of these regulations.
- For future ADA compliance, select a mixing valve location that will not interfere with a control wall grab bar.