



Accord®

60" x 30" AFD tile Bath/Shower with backerboards

71140128



Features

- 17-1/4 apron.
- Pivot snap-together modular design.
- Tile look.
- Molded-in shelves.
- Aging in Place backerboards.
- 3" drain-to-floor clearance for above-floor drain installation.

Material

- Made from solid Vikrell® material for strength, durability, and lasting beauty.

Installation

- Alcove.
- Right drain.
- Caulk-free installation.

Recommended Products/Accessories

- 71147103 30" tile bath/shower w/ADA-adaptable grab bar kit
- 71147104 30" bath seat kit
- K-23726 Drain treatment
- K-23733 Vikrell® cleaner

Included Components

Product consists of:

- 71144106 60" tile shower wall set w/ Aging in Place backerboards
- 71141128 60" x 30" AFD with Aging in Place backerboard



Codes/Standards



- CSA B45.5/IAPMO Z124
- ASTM E162
- ASTM E662
- HUD, UM Bulletin 73

Warranty – Bathing Fixtures (and) Kitchen and Utility Sinks Made of Solid Vikrell® Material

See website for detailed warranty information.

Available Colors/Finishes

Color tiles intended for reference only.

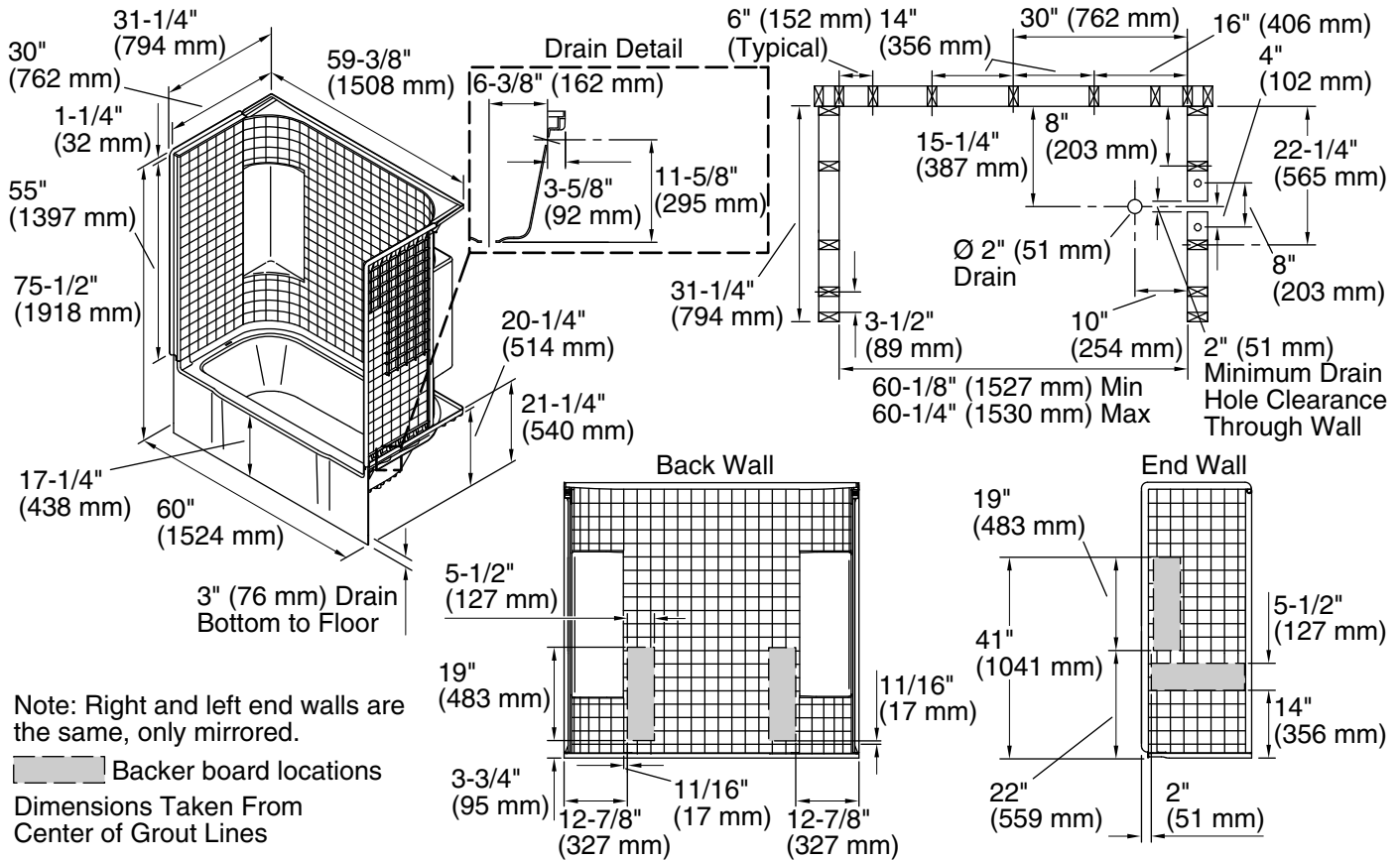
Color	Code	Description
	0	White
	96	KOHLER Biscuit

1-800-STERLING (1-800-783-7546)

Kohler Co. reserves the right to make revisions without notice to product specifications.

For the most current Specification Sheet, go to www.sterlingplumbing.com.

5-6-2020 10:17 - US



Technical Information

All product dimensions are nominal.

Installation:	Three-wall alcove
Drain location:	Right
Basin area, bottom:	46-1/4" x 20-1/2" (1175 mm x 521 mm)
Basin area, top:	52-1/4" x 22-1/2" (1327 mm x 572 mm)
Water depth:	11" (279 mm)
Water capacity:	34 gal (128.7 L)
Minimum flat for door:	2-3/4" (70 mm)
Maximum door height:	56-1/2" (1435 mm)
Maximum door width:	56-3/4" (1441 mm)

Notes

- Install this product according to the installation instructions.
- Product is designed to be used with a single-hole mixer valve with an escutcheon cover not to exceed 7-3/4" (197 mm) in width.
- Studs should be positioned roughly as shown.
- Bath cannot be installed without the wall surround.
- Attach grab bars at the specified backerboard locations only.
- Width shifts from 60" (1524 mm) at front to 59-3/8" (1508 mm) at back. Use 1/4" (6 mm) furring strips at back for drywall over nailing-in flange installation.
- ADA adaptable when grab bars and seat are installed per the specific requirements of these regulations.
- For future ADA compliance, select a mixing valve location that will not interfere with a control wall grab bar.