



Accord®

60" bath/shower with Aging in Place grab bars

71140113-N



Features

- Tongue-and-groove modular design allows for easy installation during any phase of construction.
- Integral apron.
- Realistic tile pattern with convenient shelves for ample storage.
- Easy to clean, durable high-gloss finish.
- Includes three Aging in Place Nickel grab bars (one 80011032 and two 80001024).

Material

- Compression molded from our exclusive solid Vikrell® material.

Installation

- Alcove.
- Caulk-free installation.
- Left drain.

Recommended Products/Accessories

- 500C-59 Framed sliding bath door
- 690B-59 Framed sliding bath door
- 5425-57 Frameless sliding bath door
- 5425-59 Frameless sliding bath door
- 5905-59 Framed sliding bath door
- 5906-59 Framed sliding bath door
- 5907-59 Framed sliding bath door
- 542808-59 Frameless sliding bath door
- 572005-59 Framed sliding shower door
- 581005-59 Frameless sliding bath door
- VA-80172 30" x 35" window trim kit
- 71147103 30" tile bath/shower w/ADA-adaptable grab bar kit
- 71147104 30" bath seat kit
- K-23726 Drain treatment
- K-23723 Faucet cleaner
- K-23733 Vikrell® cleaner

Included Components

Product consists of:

- 71144103-N 60" wall set with Aging in Place grab bars
- 71141110 60" x 30" bath with left drain



Codes/Standards

- CSA B45.5/IAPMO Z124
- ASTM E162
- ASTM E662
- HUD, UM Bulletin 73



Warranty – Bathing Fixtures (and Kitchen and Utility Sinks Made of Solid Vikrell® Material)

STERLING® Warranty - Grab Bars

See website for detailed warranty information.

Available Colors/Finishes

Color tiles intended for reference only.

Color	Code	Description
	0	White
	96	KOHLER Biscuit

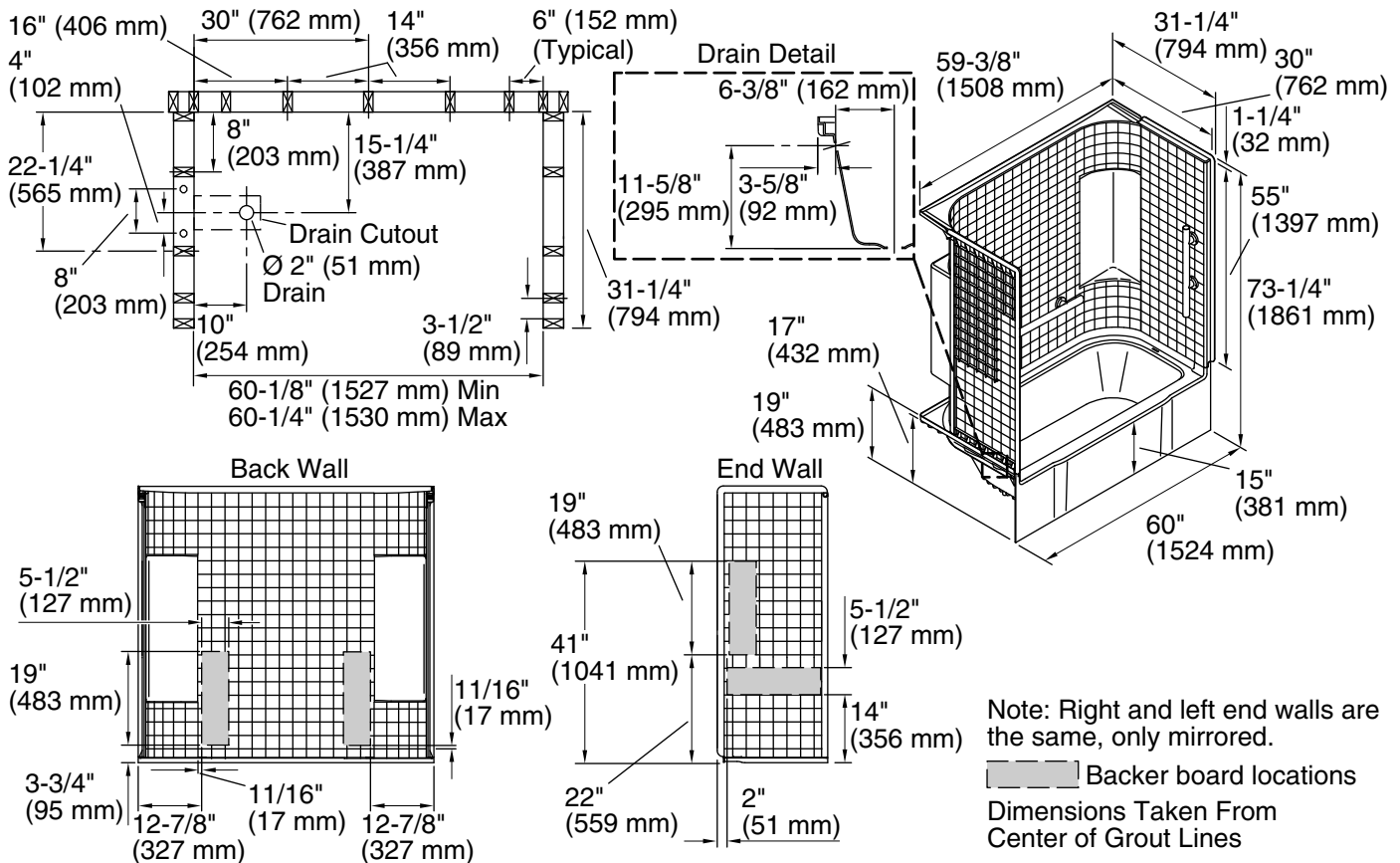
1-800-STERLING (1-800-783-7546)

Kohler Co. reserves the right to make revisions without notice to product specifications.

For the most current Specification Sheet, go to www.sterlingplumbing.com.

3-12-2020 11:48 - US

60" bath/shower with Aging in Place grab bars 71140113-N



Technical Information

All product dimensions are nominal.

Installation:	Three-wall alcove
Drain location:	Left
Basin area, bottom:	46-1/4" x 20-1/2" (1175 mm x 521 mm)
Basin area, top:	52-1/4" x 22-1/2" (1327 mm x 572 mm)
Water depth:	11" (279 mm)
Water capacity:	34 gal (128.7 L)
Minimum flat for door:	2-3/4" (70 mm)
Maximum door height:	56-1/2" (1435 mm)
Maximum door width:	56-3/4" (1441 mm)

Notes

- Install this product according to the installation instructions.
- Product is designed to be used with a single-hole mixer valve with an escutcheon cover not to exceed 7-3/4" (197 mm) in width.
- Studs should be positioned roughly as shown.
- Double studding is recommended for pivot shower door installations.
- Bath cannot be installed without the wall surround.
- Attach grab bars at the specified backerboard locations only.
- Width of back wall at top transitions from 60" (1524 mm) at the front to 59-3/8" (1508 mm) in the back corners. Furring strips approximately 1/4" (6 mm) thick should be used at the back corner studs if drywall is to be installed over the nailing flange.