



Finesse™ Peak®

Frameless sliding shower door
547808-59

Features

- Frameless.
- 5/16" (8 mm) thick tempered glass.
- CleanCoat®+ glass coating creates a hydrophobic barrier that repels water, soap scum, and residue, saving time and protecting shower doors 10 times longer than original CleanCoat. (Based on 2021 internal wear/abrasion testing using a microfiber cloth.)
- Vertical blade handles complete the look of this door.

Material

- Stainless steel hardware prevents rust and corrosion.

Technology

- Tempered glass ensures maximum safety and durability.

Installation

- Out-of-plumb adjustability simplifies installation.
- Not for use in hospitality.
- For residential use only.

Included Components

Additional Components:
Hardware kit



Codes/Standards




ANSI Z97.1
CPSC 16CFR 1201

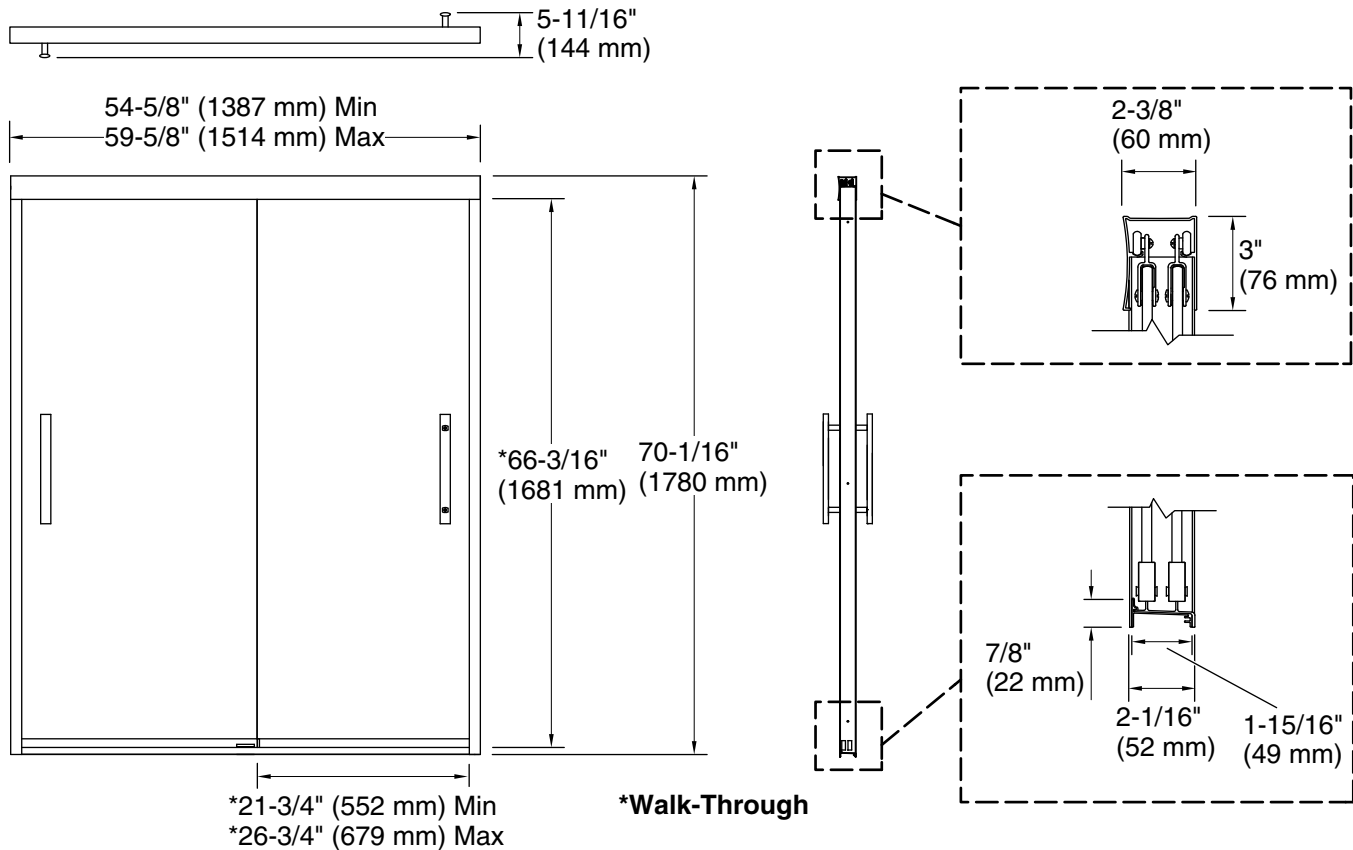
STERLING® Bath and Shower Doors Five-Year Limited Warranty

See website for detailed warranty information.

Available Colors/Finishes

Color tiles intended for reference only.

Color	Code	Description
	PBL	Matte Black
	PBL	Matte Black
	S	Silver
	S	Silver
	DR	Deep Bronze
	DR	Deep Bronze
	N	Nickel
	N	Nickel



Technical Information

All product dimensions are nominal.

- Frame material: Aluminum
- Installation type: For shower base installation
- Opening style: Sliding/Bypass
- Opening Width - Min: 54-5/8" (1387 mm)
- Opening Width - Max: 59-5/8" (1514 mm)
- Walk-through - Min: 21-3/4" (552 mm)
- Walk-through - Max: 26-3/4" (679 mm)
- Base-To-Wall Radius - Max: 5/8" (16 mm)
- Glass thickness: 5/16" (8 mm)

Notes

Install this product according to the installation guide.

NOTICE: The vertical opening should be a minimum of 72" (1829 mm) to allow clearance for installation.