

Features

- Pressure-balancing diaphragm technology maintains outlet temperature within +/-3°F during water pressure fluctuations.
- Provides temperature regulation and automatic anti-scald protection.
- Single handle controls both on/off activation and temperature settings.
- Includes diverter bath spout with 1/2" slip-fit connection.
- For use with any KOHLER showerhead (sold separately).
- Coordinates with other products in the Parallel collection.

Material

- Premium material construction with metal handle ensures reliability and durability.
- KOHLER finishes resist corrosion and tarnishing.

Installation

- Trim only; requires valve to complete installation (sold separately).

Required Products/Accessories

K-8304/K-P8304 Series Rite-Temp® Valve & Cartridge Kits
or

K-8300/K-P8300 Series Rite-Temp® Valve Body Rough-ins
K-8305/K-P8305 Series Rite-Temp® Cartridges

Recommended Products/Accessories

K-23723 Faucet cleaner

Optional Products/Accessories

K-10350 Deep Rough-In Kit For K-8305 Cartridges
K-10351 Test cap for K-8300 Series valve bodies
1307346 Retro mixer cap for K-304 Rite-Temp valve
1362395 Retro mixer cap for K-2971 HiFlow Rite-Temp valve



Codes/Standards




ASME A112.18.1/CSA B125.1
California Energy Commission (CEC)

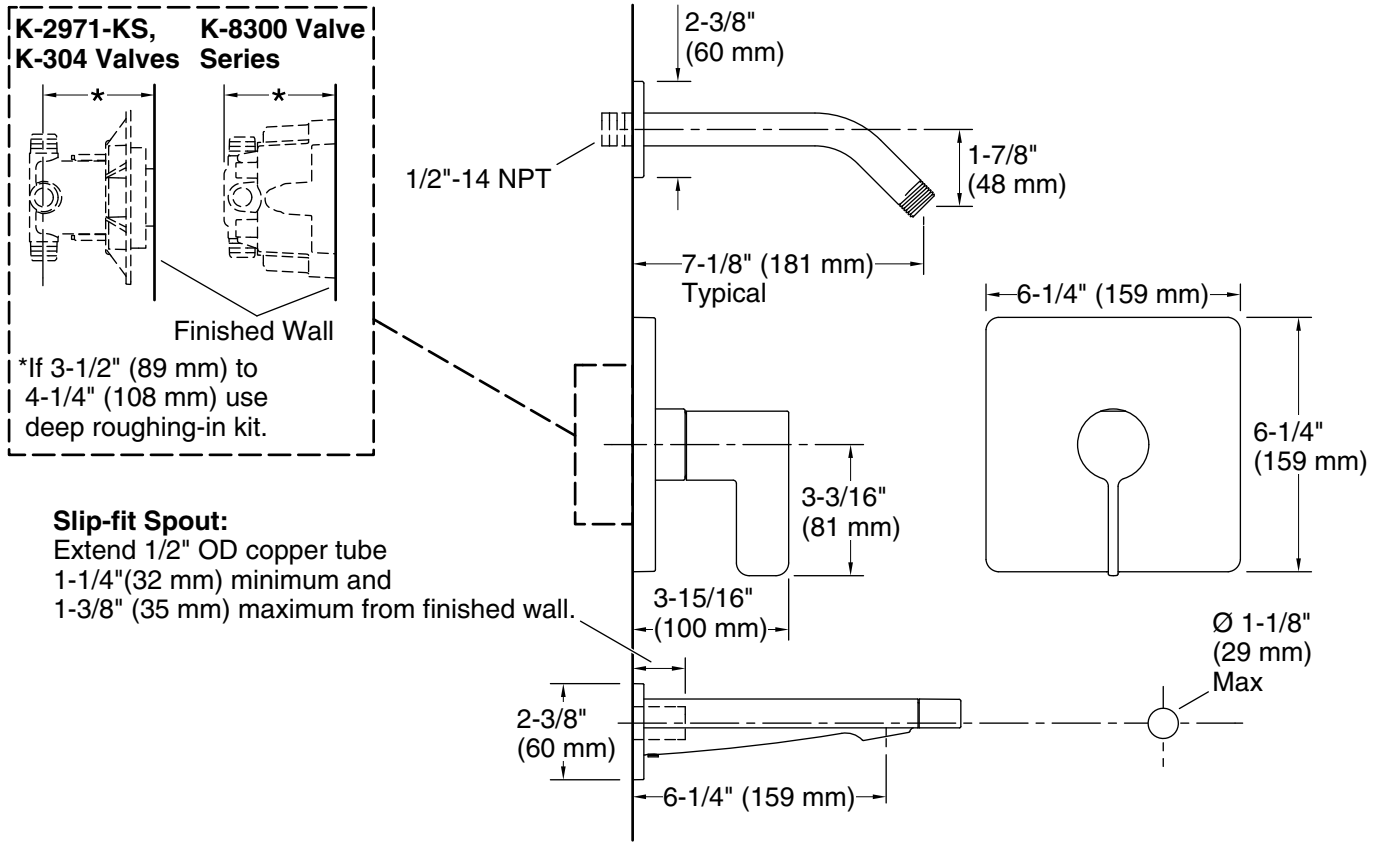
KOHLER® Faucet Lifetime Limited Warranty

See website for detailed warranty information.

Available Colors/Finishes

Color tiles intended for reference only.

Color	Code	Description
	CP	Polished Chrome
	BN	Vibrant® Brushed Nickel
	BL	Matte Black



Technical Information

All product dimensions are nominal.

Drain included: No

Spout:

Spout reach: 6-1/4" (158 mm)

Notes

Install this product according to the installation instructions.