



Elmbrook™

60" alcove bath
K-R23217-RA

Features

- Low step-over height allows easy entry and exit.
- Integral lumbar support.
- Textured bottom surface.
- Integral apron creates a clean, finished look.
- Coordinates with other products in the Elmbrook collection.

Material

- Acrylic.

Installation

- Alcove.
- Integral flange.
- Right drain.

Recommended Products/Accessories

K-7213 27" Cable Bath Drain



ADA

Codes/Standards

CSA B45.5/IAPMO Z124
ASTM E162
ASTM E662
ADA
ICC/ANSI A117.1

KOHLER® Plastic Baths and Shower Bases Lifetime Limited Warranty

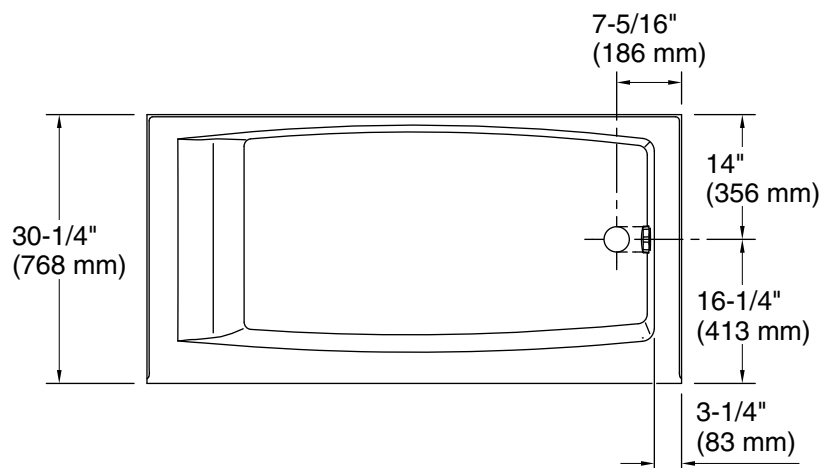
See website for detailed warranty information.

Available Colors/Finishes

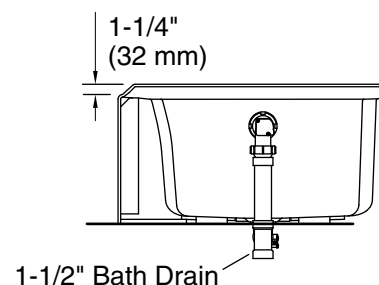
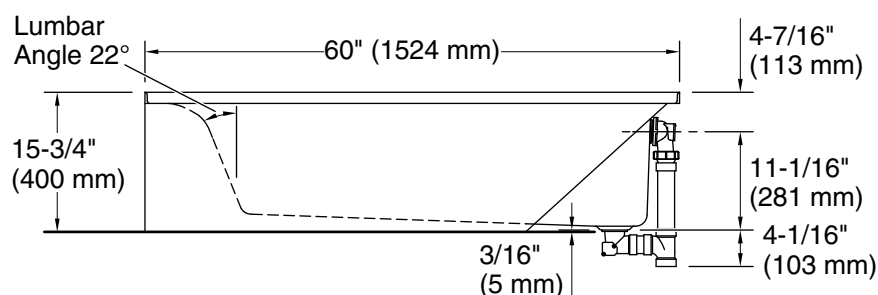
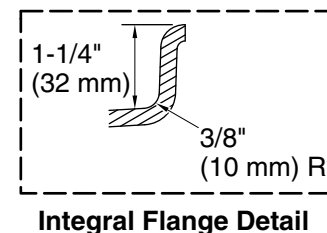
Color tiles intended for reference only.

Color	Code	Description
-------	------	-------------

	0	White
--	---	-------



No change in measurements if connected with drain illustrated. (K-7213)



Technical Information

All product dimensions are nominal.

Installation:	Three-wall alcove
Drain location:	Right
Basin area, bottom:	45-1/16" x 20-5/8" (1145 mm x 524 mm)
Basin area, top:	53-1/16" x 24-5/8" (1348 mm x 625 mm)
Weight:	66.3 lbs (30.1 kg)
Minimum floor load:	36 lbs/ft ² (175.8 kg/m ²)
Water depth:	9" (229 mm)
Water capacity:	42 gal (159 L)
Minimum flat for door:	2-7/8" (73 mm)

Notes

Measure your actual product for rough-in details.

Install this product according to the installation instructions.

The hot water supply should be 70% of the capacity of the bath or greater. Installations will vary.

ADA compliant when installed to the specific requirements of these regulations.