



## Elmbrook™

60" alcove bath  
K-R23217-LA

### Features

- Low step-over height allows easy entry and exit.
- Integral lumbar support.
- Textured bottom surface.
- Integral apron creates a clean, finished look.
- Coordinates with other products in the Elmbrook collection.

### Material

- Acrylic.

### Installation

- Alcove.
- Integral flange.
- Left drain.

### Recommended Products/Accessories

K-7213 27" Cable Bath Drain



ADA

### Codes/Standards

CSA B45.5/IAPMO Z124  
ASTM E162  
ASTM E662  
ADA  
ICC/ANSI A117.1

### KOHLER® Plastic Baths and Shower Bases Lifetime Limited Warranty

See website for detailed warranty information.

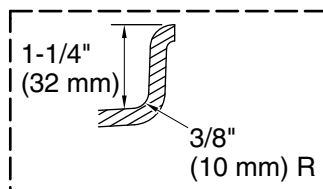
### Available Colors/Finishes

*Color tiles intended for reference only.*

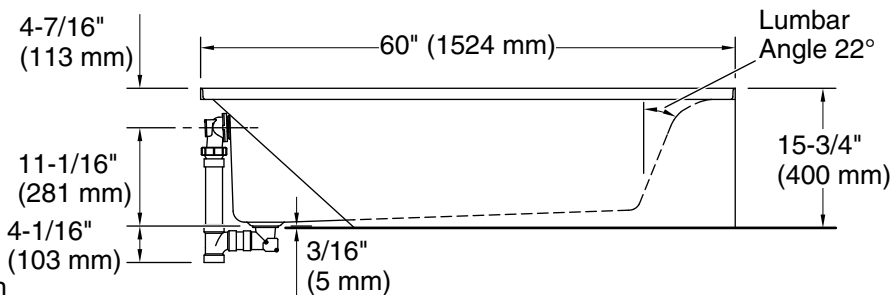
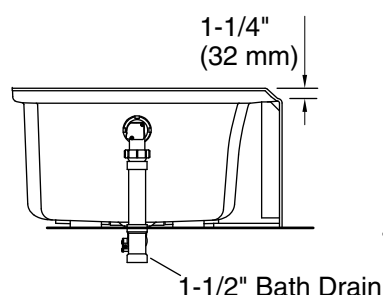
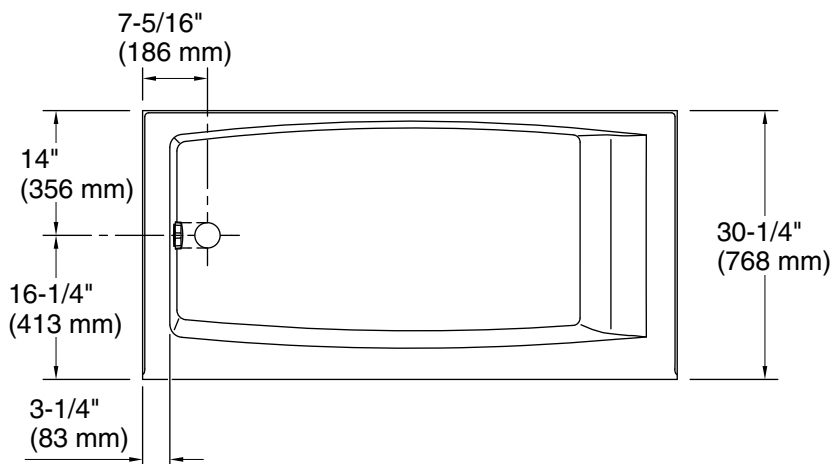
Color	Code	Description
-------	------	-------------

	0	White
--	---	-------

No change in measurements if connected with drain illustrated. (K-7213)



**Integral Flange Detail**



## Technical Information

All product dimensions are nominal.

Installation:	Three-wall alcove
Drain location:	Left
Basin area, bottom:	45-3/16" x 20-5/8" (1148 mm x 524 mm)
Basin area, top:	53" x 24-5/8" (1346 mm x 625 mm)
Weight:	66 lbs (29.9 kg)
Minimum floor load:	36 lbs/ft² (175.8 kg/m²)
Water depth:	9" (229 mm)
Water capacity:	42 gal (159 L)
Minimum flat for door:	2-7/8" (73 mm)

## Notes

Measure your actual product for rough-in details. Install this product according to the installation instructions.

The hot water supply should be 70% of the capacity of the bath or greater. Installations will vary.

ADA compliant when installed to the specific requirements of these regulations.