

Features

- High-arch spout and 360-degree spout rotation offer superior clearance for filling pots and cleaning.
- Ceramic disc valves exceed industry longevity standards, ensuring durable performance for life.
- Single lever handle is simple to use and makes adjusting water temperature easy.
- Temperature memory allows faucet to be turned on and off at the temperature set during prior usage.
- High-temperature limit setting for added safety.
- Available with 7-3/4" swing spout reach.
- 1.8 gpm (gallons per minute) maximum flow rate at 60 psi.

Material

- Premium metal construction.
- KOHLER finishes resist corrosion and tarnishing.

Installation

- Two-hole installation.
- Flexible supply lines simplify installation.
- Remote valve configuration allows you to install the handle in an easy-to-access location.



ADA

Codes/Standards

ASME A112.18.1/CSA B125.1

NSF 61

NSF 372

All applicable US Federal and State material regulations

DOE - Energy Policy Act 1992

California Energy Commission (CEC)

ADA




ICC/ANSI A117.1

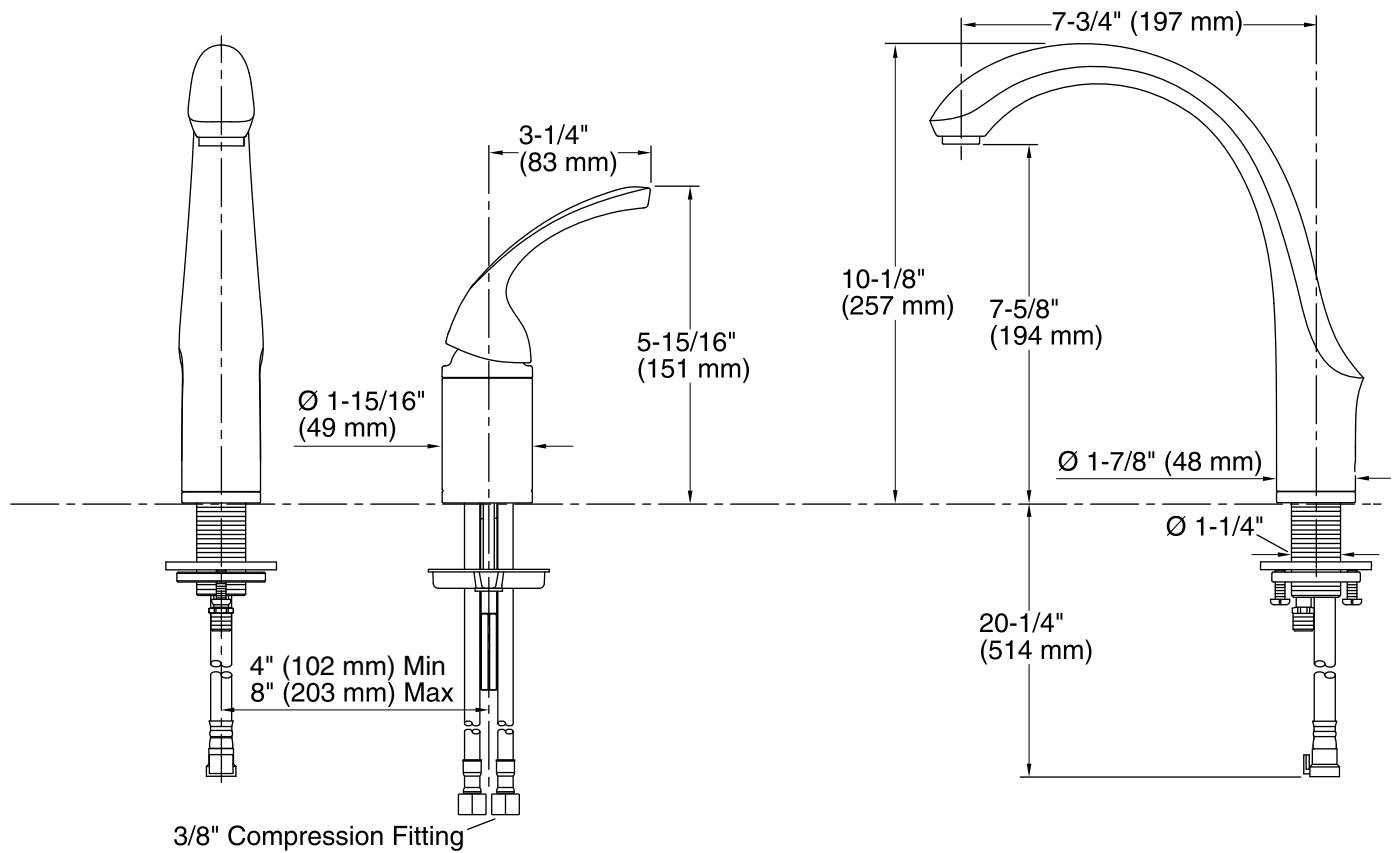
KOHLER® Faucet Lifetime Limited Warranty

See website for detailed warranty information.

Available Color/Finishes

Color tiles intended for reference only.

Color	Code	Description
	CP	Polished Chrome
	BN	Vibrant® Brushed Nickel
	VS	Vibrant® Stainless



Technical Information

All product dimensions are nominal.

Spout:

Spout reach: 7-3/4" (197 mm)

Handle clearance: 3-1/4" (83 mm)

Faucet:

Flow rate: 1.8 gal/min (6.8 l/min)

Pressure: 60 psi (4.1 bar)

Notes

Install this product according to the installation guide.

ADA compliant when installed to the specific requirements of these regulations.