

BEFORE YOU BEGIN

安装之前

- Please read these instructions carefully to familiarize yourself with the required tools, materials, and installation sequences. Follow the sections that pertain to your particular installation. This will help you avoid costly mistakes. In addition to proper installation, read all operating and safety instructions.
- All information in these instructions is based upon the latest product information available at the time of publication. Kohler China reserves the right to make changes in product characteristics, packaging, or availability at any time without notice.
- These instructions contain important care, cleaning, and warranty information—**please leave instructions for the consumer.**
- Before installation carefully inspect the new fixture for any signs of damage.
- 请仔细阅读本指引，以便熟悉所需工具、物料及安装程序。请遵照适用的章节来安装本产品，以免安装失当导致不必要的损失。除了有关正确的安装方法之外，还务请详阅所有操作及安全指引。
- 本指引所载之一切资料，均以印刷时所有之最新产品情况为基础，科勒中国保留权利随时更改产品特性、包装或供应情况，恕不另行通知。
- 说明书包括重要的安装、清洁及保养方面的内容，**请把这些资料交给用户阅读，保管。**
- 安装之前，仔细检查产品是否有损伤。

ACCESSORIS LIST

附件清单



Wall Anchors
入墙胶粒
4PCS



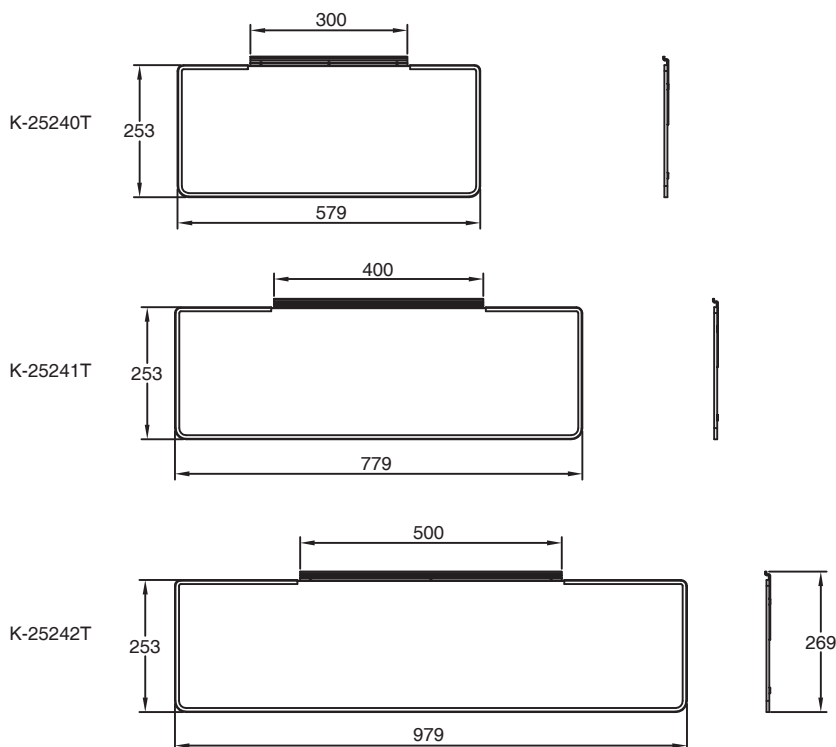
Screw ST3.5×35
盘头自攻螺钉 ST3.5×35
4PCS

ROUGHING-IN

尺寸图

Reference Value
参考值

UNIT: mm
单位: 毫米

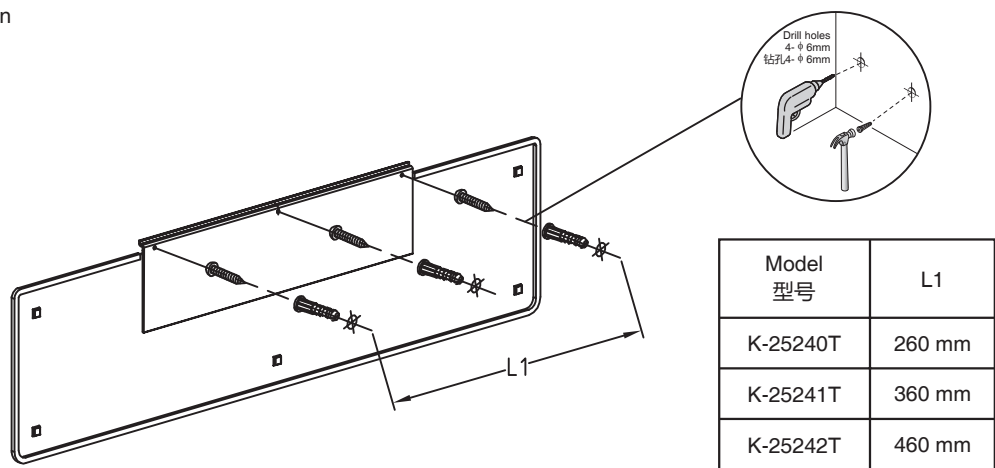


Kohler reserves the right to change marked dimensions without prior notice.
科勒公司保留随时变更图中标示尺寸的权利，无需另行通知。

ZHONGSHAN KOHLER SHOWER CO., LTD. NO13-1, XINGYE ROAD, ZHONGSHAN TORCH
 DEVELOPMENT ZONE, ZHONGSHAN, GUANGDONG, CHINA POST CODE: 528437
 中山科勒卫浴有限公司 广东省中山市中山火炬开发区兴业路 13-1 号 邮编: 528437

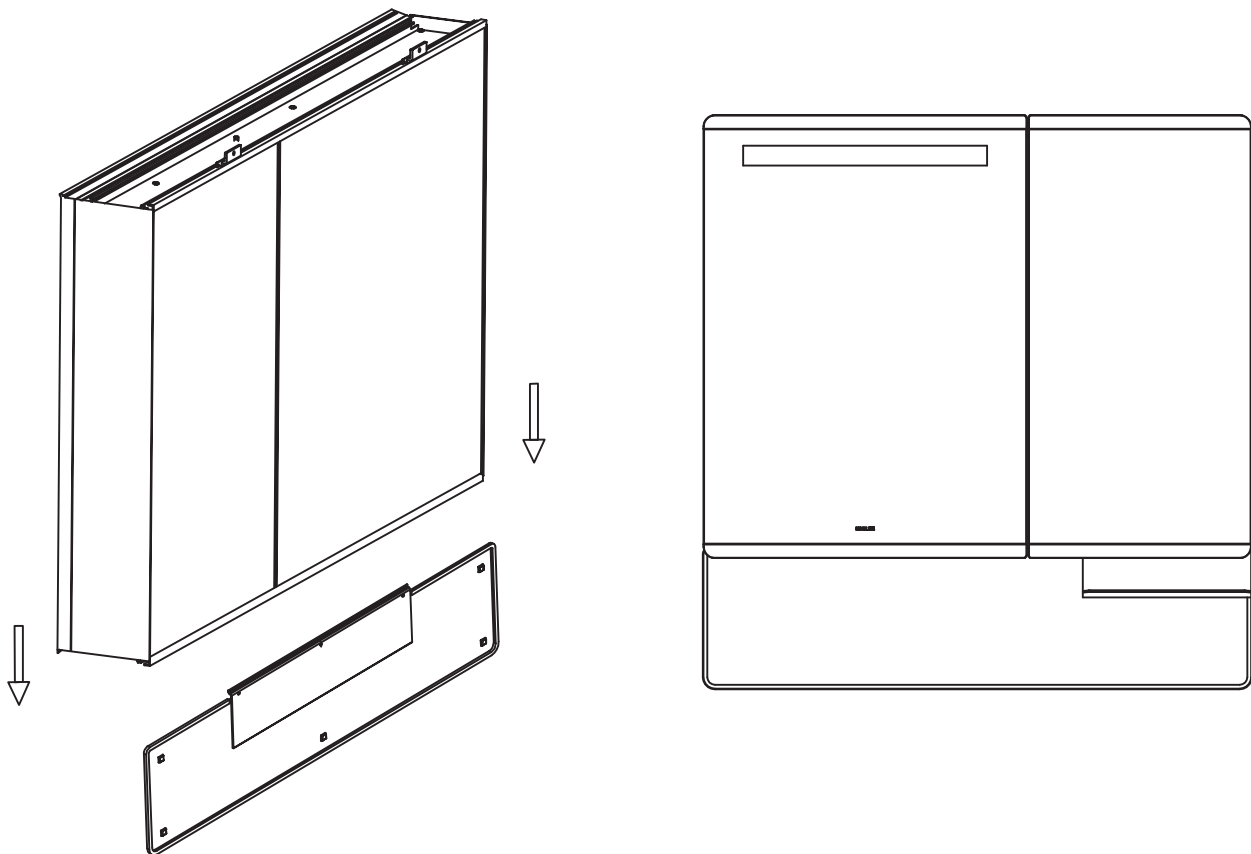
© Copyright Kohler China Investment Co., Ltd. 2018
 © 版权为科勒（中国）投资有限公司所有 2018

Kids Mirror Installation
儿童镜安装



After being mounted, the kids mirror replaces mounting bars to be used in cooperation with the Family Care mirrored cabinet; the matching table is as follows:
儿童镜安装后可替代托条，与亲悦镜柜配套使用，匹配表如下：

Model of the kids mirror 儿童镜型号	Model of the matched mirrored cabinet 匹配镜柜型号
K-25240T	K-25237T-L/K-25237T-R/K-30011T-L/K-30011T-R
K-25241T	K-25238T/K-30012T
K-25242T	K-25239T/K-30013T



USER MAINTENANCE

Warning! Risk of product damage.

The bathroom shall be kept in good ventilation. Clean the cabinet with water and soft cloth. Do not use detergent containing abrasive and chemical substance.

日常维护

警告！小心产品受损。

卫生间尽量保持空气畅通，镜柜只能使用蘸有清水的湿布擦拭，勿使用含研磨剂及化学物质的清洁剂。