

KOHLER®

Artist Editions®



THE BOLD LOOK
OF **KOHLER®**



Life without labor is guilt. Labor without art is brutality.

- John Ruskin

What John Michael Kohler saw in 1883 when he looked at a cast-iron horse trough was the bathtub that launched a global plumbing company. That pioneering spirit of ingenuity – the kind that sees a bathing revolution in a horse trough – has defined Kohler Co. from its earliest days. A visionary, John Michael Kohler understood the importance of innovative design and an uncompromising commitment to craft and quality. After four generations, we remain a family-owned company, with over 26,000 products and 13,000 patents to our name. Still leading the industry in innovation and quality. Bolder than ever.



Our experience of the world is shaped by the things we encounter every day. From the sideboard that holds our table linens to the juice glasses we use every morning, the objects we choose for our homes reflect who we are and narrate the rhythm and texture of our lives. Balancing artistry and craftsmanship with utility, Artist Editions® products invite you to celebrate beauty and creativity each day.

Table of Contents

Art & Craft 6

Artist Editions®

Glass 12

Bronze 26

Marble 30

Floral 36

Subtle 50

Metallic 60

Global 68

Scenic 78

Kitchen 82

Index 92



Art & Craft

Functional works of art, Artist Editions® decorative products go beyond beautiful design. Handcrafted from the finest materials to be one of a kind, these products are as individual as you are. For the homeowner with an artistic sensibility, decorative products let you create a space that is truly your own.



Briolette™ Vessels K-2373-B11



The Artist Editions® line features a number of bathroom sinks that are crafted from natural materials using methods that have been passed down for generations. Honoring the inherent beauty and potential of the materials, Kohler designers and artisans create one-of-a-kind works of art for the home.

Glass

A substance that seems as visionary as it is rooted in daily life, glass has a versatile, fluid nature that lends itself to artistic expression. Cast, spun, slumped or pressed – our glass sinks are crafted by our own small team of artisans in Kohler, Wisconsin. With a precision that rivals watchmaking and a process that can take days, these glassmakers heat, pour and cool glass to capture the right form and texture, color and translucency, shaping basins that range from smooth and sculptural to intricate and patterned.

Bronze

Widely used aboard ships because of its strength and resistance to salt water, bronze is a fitting choice for a bathroom sink. We work with highly skilled craftspeople to transfer each incredibly detailed pattern from mold to casting. Depending on the pattern’s complexity, it may take days simply to fabricate the casting. Each sink is smoothed and polished to a burnished living finish that deepens with character over time. When the bronze patina has achieved exactly the look you want, a light coat of wax will slow the color change.

Marble

Carrara and Biancone marbles carry with them a sense of ancient architectural grandeur and exquisite artistry. We’ve chosen these iconic stones for our Botticelli® Vessels and Purist® Wading Pool® sinks because of their strength and beautiful coloring. We begin by hand-selecting quarried marble with a rich, subtle character that will come to life in the simplicity of our designs. Milled and hand-finished, each sink embodies a unique story of time and place. We strive to honor that history with unembellished forms and meticulous craftsmanship.



Artist Editions
K O H L E R

Pallene® Vessels K-14016-B11
Symbol® Tall single-handle faucet K-19774-4-CP

The intricate designs we choose for our ceramic Artist Editions® products are inspired by cultures and landscapes from around the world. Kohler designers pore over architecture, textiles, craftwork and fine art to create the patterns and textures our skilled craftspeople painstakingly bring to life.

Patterns

Based on centuries-old methods used to create fine china such as Wedgwood, we work with the leading transferware manufacturers in the world to turn our artists' sketches into multicolored, multilayered patterns. With detailed precision, each pattern is hand-applied before the fixtures are fired to perfection in our custom kilns.

Metallic Details

Adorning things we value with precious metals is a tradition long practiced in many cultures. Gold and platinum, in particular, have ornamented fine dinnerware for centuries. We've extended this practice to several Artist Editions designs, layering gold and platinum into complex patterns for an added sense of formality and sophistication. Metallic patterns are hand-applied and kiln-fired for durability.

Subtle Textures

Textured patterns begin with meticulously carved, in most cases hand-chiseled, plaster molds. From these, we create working molds that produce ceramic sink castings ready to be glazed and fired. To accentuate the details of the relief pattern, we use a translucent glaze. The result is a unique visual and tactile experience. Color pools and deepens where the pattern dips and is softer where the pattern rises. Every nuance comes to life.



Nepal K-14223-SR1-K7
Purist® Tall single-handle faucet K-14404-4A-CP

glass [glas]

— noun

an amorphous or non-crystalline substance formed by fusion.

Antilia® Wading Pool® 15

Briolette™ Vessels 16

Facet® Vessels 17

Kallos® 23

Lavinia® Vessels 18

Mirovia® Vessels 19

Pallene® Vessels 20

Runway® 24

Spun Glass® Vessels 21

Toric® Vessels 14

Tracery® 25

Whist® 22

Toric® Vessels
Above-counter sink
19⁷/₈" x 19⁷/₈" x 4⁵/₈"
K-2371-B11



Toric Vessels

Designed to showcase the raw and elemental qualities of glass, the Toric Vessels sink is impressive with its substantial presence and natural texture. Yet it balances this weight with a thinner, more transparent drain area and precise lines, creating a refined appearance. Toric highlights the beauty of glass with its crisp Ice color and handcrafted appearance.



K-2371-B11

Antilia® Wading Pool®
Above-counter sink
28¹/₆" x 17¹/₆" x 2³/₄"
K-2369-B11



Antilia Wading Pool

The legendary island Antilia was said to have been discovered – in the Atlantic Ocean off the coast of Portugal – by people fleeing Hispania in 734. Today, cartographers know no such island exists, but its intrigue remains. By bestowing this name on the Antilia Wading Pool sink, Kohler celebrates the sense of allure found throughout nature. Slightly curved edges and a subtle, rippled texture convey both the substantial force of nature and its shifting fluidity.



K-2369-B11

Briolette™ Vessels
Above-counter sink
17½" diameter x 4¾"
K-2373-B11



Briolette Vessels

From its roots in ancient India to its discovery by European royals, the briolette – an oval or pear-shaped gemstone cut in triangular facets – remains one of the most distinctive gemstone cuts. Its popularity reemerged during the Victorian era and the art deco period, and today the Briolette Vessels glass sink builds on the tradition. With its uniquely faceted shape, Briolette creates a striking, reflective effect with delicately textured glass.



K-2373-B11

Facet® Vessels
Above-counter sink
19" diameter x 4¾"
K-2368-B11



Facet Vessels

Facet can denote a surface, as on a cut gem, or an object of contemplation. The Facet Vessels sink reflects nuances of both as the eye-catching centerpiece of any bathroom. With its distinctive triangular base, Facet presents an exciting juxtaposition to the traditional funnel shape of spun glass sinks.



K-2368-B11

Lavinia® Vessels

Above-counter sink
19" diameter x 3⁷/₈"

K-2367-B11



Lavinia Vessels

Artisans have used glass for more than five millennia, and today this material remains an essential element in our homes and our art. The Lavinia Vessels spun glass sink marries form and function to celebrate this time-honored craft, capturing the raw perfection of nature. Its organic funnel shape and slender, refined walls provide a showcase for the interplay of light and water.



K-2367-B11

Mirovia® Vessels

Above-counter sink
18⁷/₈" diameter x 4¹/₆"

K-2370-B11



Mirovia Vessels

According to geologists, billions of years ago a superocean named Mirovia surrounded Earth's supercontinent. It's a powerful image: such a colossal surface of water. And it's the perfect name for a glass sink that celebrates water's imposing presence. Simple and austere, the Mirovia Vessels sink has a subtle texture that mimics the ripple effect of the water's surface.



K-2370-B11

Pallene® Vessels
Above-counter sink
18⁷/₈" diameter x 4¹/₆"

K-14016-B11



K-14016-B11

Pallene Vessels

Named for one of the seven beautiful daughters of the giant Alkyoneus in Greek mythology, the Pallene Vessels sink displays an intricate, classically inspired pattern embossed on its exterior. The smooth surface of the sink's interior lets water flow gracefully over this fine detailing for a strong visual appeal.

Spun Glass® Vessels
Above-counter sink
17¹/₂" diameter x 6"

K-2276-B11




K-2276-B11

Spun Glass Vessels

Harkening back to long-ago mornings when a splash of cold water from the washbasin was enough to awaken anyone, the Spun Glass Vessels sink blends nostalgic charm with practicality and style. Its translucent, soda lime glass provides a unique, handcrafted look as inviting as a calm, clear pond.

Whist®
Under-mount sink
Overall 19" x 16⅞" x 5⅜"
Basin 17⅜" x 14⅜" x 5⅜"
K-2741-G2-B11



Whist

Quiet. Silent. The definition behind this sink's name evokes a peacefulness coveted in our busy lifestyles. And the design of the Whist sink, combining color with a muted texture, delivers that sense of tranquility. A concentric line pattern in the basin gives the feeling of ripples on the surface of a pond as if a gentle flow of water were captured and preserved in time.

Kallos®
Under-mount sink
Overall 16" diameter x 5⅞"
Basin 13⅝" diameter x 5⅞"
K-2361-B11



Kallos

Named for the Greek word meaning beauty or grace, the Kallos sink draws on the rich tradition of ancient artistry. Its detailed architectural pattern recalls the coffered dome of Rome's ancient Pantheon, delicately expressed in spun glass. The fine-cut glass design conceals items stored beneath the sink, while reflecting light and color in captivating patterns.

Runway®
Vanity-top sink
31⅛" x 22⅛" x 5⅞"
K-2372-Y1



K-2372-Y1

Runway

While it can't actually strut down the catwalk, the Runway glass sink has the glamour and confidence to capture the camera's attention. This vanity-top sink features a rich, dark Raven finish for a look that's sure to get noticed. Crafted of sleek, shiny glass, Runway reflects its surrounding environment and unifies your design aesthetic.

Tracery®
Vanity-top sink
31⅛" x 22⅛" x 5⅞"
K-14017-YM



K-14017-YM

Tracery

Named for the stonework elements that support glass in a Gothic window, the Tracery glass sink features a delicate scroll pattern floating just beneath the smooth, glossy surface. This vanity-top sink is crafted with the slumped glass technique, which allows gravity to give shape using the weight of the glass itself – resulting in a gracefully contoured sink.

bronze [bränz]

– noun

a metal alloy composed primarily
of copper and some tin.

Kamala® Vessels 28

Lilies Lore® 29

Kamala® Vessels
Above-counter sink
19¹³/₁₆" diameter x 7⁵/₈"

K-14281-TF



Kamala Vessels

Kamala names both a Southeast Asian tree and the orange-red dye made from its seeds' powdery coating. The Kamala Vessels cast-bronze sink evokes the tropical climate where this sought-after medicinal tree grows. Its low-relief pattern of dots, ridges, scrolls and links draws inspiration from patterns created two millennia ago by the Dong Son and others who used a lost-wax casting technique to craft intricate rain drums.



K-14281-TF

Lilies Lore®
Under-mount sink
Overall 17⁵/₁₆" x 14⁵/₁₆" x 5¹/₈"
Basin 17" x 14" x 4"

K-14297-MP1



Lilies Lore

Originating centuries ago in Greece, Africa, Mesopotamia and Asia, bronze casting has been associated with classical, Renaissance and even contemporary art. Breathing new life into an old-world material, the cast-bronze Lilies Lore sink takes on a modern shape through an organic and intricate pattern. Its low-profile texture moves beyond traditional feminine representations of lilies for a fresh approach. A living finish, the cast bronze will patina over time to enhance the sink's beauty.



K-14297-MP1

marble ['märbəl]

— noun

a metamorphic rock that occurs in a wide range of colors and variegations and is frequently used in architecture and sculpture.

Botticelli® Vessels 34

Purist® Wading Pool® 32

Purist Wading Pool Wet Surface 33

Purist® Wading Pool®
Above-counter/wall-mount sink
24" x 23½" x 3"
K-2335-WH




K-2335-WH K-2335-B8

Purist Wading Pool

Imagine a centuries-old wading pool that beckons children in a quaint European town. Such a place, where water soothes and delights, inspired the Purist Wading Pool sink. Crafted from Biancone or White Carrara marble, this sink creates a quiet backdrop for the simplicity of water with its smooth, shallow design.

Purist® Wading Pool® Wet Surface
Above-counter/wall-mount sink
24" x 23½" x 3"
K-2334-B8



K-2334-WH K-2334-B8

Purist Wading Pool Wet Surface


With its unique wet surface design, this Purist Wading Pool sink presents water as something to be admired and contemplated – not as something to be instantly swept away. It's an eye-catching approach that elevates water to art, showcasing it on the appropriately stunning backdrop of Biancone or White Carrara marble.

Botticelli® Vessels
Above-counter sink
22" diameter x 5½"

K-2333-WH

Also available: 17" diameter x 4⅞"

K-2393-WH



K-2393-WH

K-2333-WH

K-2333-1-WH

Botticelli Vessels

One of the most distinct painters of the Renaissance, Sandro Botticelli – best known for *The Birth of Venus* and *Primavera* – brought movement and rhythm to his paintings with his unique outlining style. The Botticelli Vessels sink builds on his study of robust forms with its thick, expansive rolled rim. Hand-formed from a single piece of Carrara marble for exceptional beauty and strength, Botticelli brings sculptural drama to your bathroom. Choose from a simple, sleek basin or a larger basin with an integral faucet deck.



Botticelli® Vessels K-2393-WH
Purist® wall-mount faucet trim K-T14417-4-BN

floral ['flôrəl]

– adjective

pertaining to, consisting of or depicting flowers.

Botanical Study™ 44

Briar Rose 42

Crimson Topaz 40

English Trellis 48

Fables & Flowers™ 41

Garden Bandana™ 46

Gilded Meadow™ 45

Peonies & Ivy™ 38

Prairie Flowers™ 39

Soliloquy™ 47

Tale of Briar Rose 43

Peonies & Ivy™
Drop-in sink
25¼" x 17" x 9¼"
K-14270-PS-96



Peonies & Ivy

Escape to afternoon tea in the garden, and linger as you enjoy the long summer day. It's a moment captured by the Peonies & Ivy collection, inspired by the resurgence of traditional Victorian floral imagery in current American decorating and gardening. Full, bright peony blossoms intertwined with green ivy transport you to fresh air and inviting gardens.

Prairie Flowers™
Drop-in sink
25¼" x 17" x 9¼"
K-14271-WF-96



Prairie Flowers

“Our ability to perceive quality in nature begins, as in art, with the pretty. It expands through successive stages of the beautiful to values as yet uncaptured by the language.” This quote from early 20th-century naturalist Aldo Leopold adorns the Prairie Flowers collection, transporting you to an untouched prairie where grass reaches high and flowers bloom with abandon. Prairie Flowers draws design inspiration from 18th-century dinnerware crafted for Catherine the Great of Russia.

Crimson Topaz
Drop-in sink
22¾" x 18" x 8¾"
K-14229-TC-0



Crimson Topaz

The morning sun illuminates a brilliant passionflower. It's a moment of quiet in a rich tropical forest come to life on Crimson Topaz – a collection inspired by 18th-century botanical drawings. Bright passionflowers intertwined with leaves and vines in shades of green and red – surrounded by a light mocha scroll pattern – bring joyful color to the bathroom.

Fables & Flowers™
Drop-in sink
25¼" x 17" x 9¼"
K-14173-0



Fables & Flowers

“Once upon a time, a youth was enamored of a beautiful girl ...” So begins the legend of the tulip, which encircles the Fables & Flowers sink in a flowing script. Brightly hued tulips, in a pleasing contrast to the crackled White background, burst forth with a realism drawn from 17th-century English botanical drawings. The rich pink, green and brown tones bring a fresh optimism to your décor.

Briar Rose
Drop-in sink
24" x 15" x 8¼"
K-14272-BR-96



Tale of Briar Rose
Drop-in sink
25" x 17" x 9"
K-14274-BR-96



Briar Rose



Little Briar Rose – the classic folk tale published by the Brothers Grimm in 1812 – tells the story of a young princess cursed to sleep for 100 years until awoken by a prince's kiss. In the story, the prince climbs through a thick bramble of climbing roses enveloping the castle to reach his Sleeping Beauty. This imagery inspired Briar Rose, a pattern of English roses in soft pink, green and brown on a Biscuit background.

Tale of Briar Rose



The Tale of Briar Rose pattern offers a more detailed expression of the Sleeping Beauty folk tale. Told in 18th-century illuminated manuscript style, it depicts nine scenes and verses from the classic story, framed by a bramble of roses. Featured on the Centerpiece® drop-in sink, the Tale of Briar Rose pattern pairs well with Briar Rose products and captures the whimsical romance of this beloved fairy tale.

Botanical Study™
Under-mount sink
Overall 19¾" x 15⅝" x 6¾"
Basin 17" x 13" x 6¾"
K-14275-BT-0



Botanical Study

The crisp lines of a leaf. The soft blossom of a flower. Botany has captivated artisans around the world since the earliest times. Botanical Study draws on the rich tradition of botanical art, including the 16th-century Turkish floral designs that graced pottery, rugs and henna body art and 17th- and 18th-century European botanical studies. Intricate graphite tulips and chrysanthemums gently entwine as a butterfly flutters nearby, presenting a graceful portrayal of nature.

Gilded Meadow™
Above-counter sink
16¼" diameter x 6⅝"
K-45922-DE-K5



Gilded Meadow

Inspired by landscape watercolors, the carved floral pattern and precious-metal accents of Gilded Meadow create a textured, harmonious look. The dramatic conical shape and distinctive design add sophisticated beauty while the neutral palette blends seamlessly with any décor. This vessel-style sink is an elegant focal point in both traditional and modern spaces.

Garden Bandana™
Above-counter sink
16¼" diameter x 6⅜"
K-14223-GB-96



K-14223-GB-96

Garden Bandana

Based on the pattern of a 16th-century porcelain dish from China's Qing dynasty – a dish that regained popularity in 19th-century America – Garden Bandana features a pattern of blue chrysanthemums, peonies and foliage in reverse on a Biscuit background. Inspired by centuries-old design, Garden Bandana feels remarkably contemporary.

Soliloquy™
Drop-in sink
24" x 15" x 8¼"
K-14272-LY-0



K-14272-LY-0



K-14218-LY-0

Soliloquy

Striking in its simplicity, Soliloquy features a beautiful moth orchid stretching gracefully across a White background. This Asian-influenced design brings a fresh look to an array of settings: serene in a cozy cottage space or remarkably Zen in a modern environment. Blooming in passionate, purple-red tones, the orchid evokes a quiet strength with its understated presence.

English Trellis
Drop-in sink
22⁵/₈" x 18⁷/₈" x 8⁷/₈"
K-14176-FL-0



English Trellis

In the early 17th century, Europeans revered intricate woodblock-printed, -painted or -stained calico pieces, known as chintz, handcrafted in India. While it took European artists another century to learn the craft, they built on the rich tradition, adding their own interpretations of floral patterns. Inspired by this legacy, English Trellis presents delicate stems gracefully arching – as a vine climbs a garden trellis.



Gilded Meadow™ K-45922-DE-K5
Gilded Meadow decorative tile K-45921-DE-K5
Purist® Tall single-handle faucet K-14404-4-BGD

subtle ['sətl]

— adjective

fine or delicate in meaning or intent;
not easily understood or perceived.

Bouclé Muslin™ 52

Bouclé Tweed™ 53

Garland™ 58

Ricochet® 56

Tableau® 59

Turnings® Vessels 55

Twirl® 57

Water's Grove™ Vessels 54

Bouclé Muslin™
Drop-in sink
21" x 20⁷/₈" x 6⁷/₈"
K-2282-HW



Bouclé Muslin

A thick, wool blanket. A cabled fisherman's sweater. Hand-weaving has been a part of our families – and defined our cultures – for generations. Bouclé builds on this rich tradition, bringing the subtle texture and color variations of fiber to a smooth sink surface. Bouclé Muslin combines White and Almond to create a light-colored pattern.

Bouclé Tweed™
Above-counter sink
16¹/₄" diameter x 6³/₈"
K-2200-HV



Bouclé Tweed

Capturing the textural complexities of hand-weaving, Bouclé offers a unique surface enhancement that creates a neutral, visual texture. It's a nod to the rich tradition of turning fiber into wearables and household essentials – and the perfect way to bring an element of color and texture to the bathroom without overwhelming. Bouclé Tweed combines Thunder™ Grey and Almond to create a warm, dark-colored pattern.

Water’s Grove™ Vessels

Above-counter sink
16¼" diameter x 6⅜"

K-14222-WG-W2



Water’s Grove Vessels

Reminiscent of handcrafted dimensional pottery from the American Arts & Crafts era near the turn of the 19th century, the Water’s Grove Vessels sink features a low-relief floral pattern of clematis, hibiscus and Lenten roses. Artisans of the movement were passionately committed to creating art by hand with intricate detail, and Water’s Grove honors this tradition. Water’s Grove is finished with a glaze that gives the relief a highlighted appearance.

Turnings® Vessels

Above-counter sink
16¼" diameter x 6⅜"

K-2191-HW1



Turnings Vessels

As the potter’s wheel turns, soft, wet clay takes shape in the potter’s hands. It’s an age-old craft begun more than five millennia ago, and the uniqueness of handmade pottery still captivates art collectors today. The Turnings Vessels sink honors this tradition with its delicate ripple pattern – a distinctive aesthetic that reflects a potter’s throwing marks.

Ricochet®
Under-mount sink
Overall 19⅝" x 16⅝" x 7¼"
Basin 17" x 14" x 7¼"
K-14280-C5-0



Ricochet

A random glance quickly turns into a mesmerizing distraction. It's the power of the Ricochet sink, with its delicate scalloping pattern and translucent glaze. This contemporary sink creates an optical illusion, pulling you in and inviting you to get lost in its visual depth. Paired with a marble countertop, Ricochet delivers intriguing complexity.

Twirl®
Under-mount sink
Overall 16⅝" diameter x 6⅞"
Basin 13¾" diameter x 6⅞"
K-14287-H6-0



Twirl

As a clay pot spins, the potter gently holds a stick to its surface. It's a slight movement with a big impact: drawing a continuous line throughout the pot's surface. And it's a playful, curious act that has captivated myriad potters across an array of cultures. The Twirl sink displays this love of material and craftsmanship with concentric striations and a rich finish.

Garland™
Drop-in sink
24" x 15" x 8¼"
K-14156-0



Garland

An early summer breeze blows off the Mediterranean, bringing movement to an expansive field of wildflowers. Basket in hand, a young girl gathers fresh blooms for her mother. It’s a peaceful image and the calming atmosphere created by the Garland sink. The sink’s overall pattern of acanthus leaves mimics a popular design motif used on fabrics, on wall coverings and as an architectural element during the Victorian era.

Tableau®
Wall-mount/above-counter sink
27" x 19" x 4¼"
K-14293-0



Tableau

Mimicking an open book ready to unveil a story, the Tableau sink delivers its powerful visual impact without a hint of reserve. Crafted of KOHLER® enameled cast iron with a deep, glossy finish, Tableau reflects a fluidity that’s formed by the interplay of light, shape and surface texture.

metallic [mə'talik]

– adjective

made of, consisting of or related to metal.

Empress Bouquet™ 62

Flight of Fancy™ 64

Laureate™ 65

Mille Fleurs™ 63

Saree™ 66



Empress Bouquet™
Above-counter sink
16¼" diameter x 6⅜"
K-14223-SMC-0



K-14275-SMC-0

K-14273-SMC-0

K-14223-SMC-0

K-14338-SMC-0

Empress Bouquet

The first people to develop printmaking, the Chinese have produced exceptional woodblock prints since the 9th century. Offering a modern interpretation of 18th-century Chinese print work, Empress Bouquet builds on this rich artistry with its floral motif and brilliant gold and metallic detailing. Each sink showcases a slightly different variation on the pattern, creating a one-of-a-kind piece.

Mille Fleurs™
Under-mount sink
Overall 16⅞" diameter x 6⅞"
Basin 13¾" diameter x 6⅞"
K-14036-T9-47



K-14275-T9-47

K-14218-T9-47

K-14272-T9-47

K-14223-T9-47

Mille Fleurs

Inspired by old-world folk art, especially embroidery, rosemaling and tapestries, Mille Fleurs brings us back to a time when wares were crafted by hand – and meant to be both well used and treasured. With its blossom-laden branches and birds of flight, Mille Fleurs brings an understated elegance to the bathroom. Genuine platinum and gold accent the design, which covers the entire surface, lending a sense of luxury.

Flight of Fancy™
Under-mount sink
Overall 19¼" x 16⅞" x 8¼"
Basin 17" x 14" x 8¼"
K-14218-FG-0



K-14218-FG-0 K-14218-FP-0

Flight of Fancy

Refined craftsmanship and intricate china patterns have held a place of honor in the dining room for centuries. Kohler brings this graceful look to the bathroom with Flight of Fancy. Featuring intricate, raised-enamel floral detailing framed by thin bands of rich gold or platinum, Flight of Fancy makes a stunning formal statement.

Laureate™
Under-mount sink
Overall 19¼" x 16¼" x 7½"
Basin 17" x 14" x 7½"
K-14174-PD-0




K-14203-PD-0 K-14181-PD-0 K-14317-PD-0 K-14174-PD-0 K-14346-PD-0

Laureate

The rich, warm glow of Polished Gold. The bright, reflective glint of Polished Platinum. With your choice of finishes, courtly Laureate brings refined elegance to the bathroom. Laureate combines acanthus leaves with a metalwork style used by the Ottoman Turks throughout the 18th century in embossed fabrics and as an architectural detail. Here the garland floral texture and White china create an eye-catching juxtaposition.

Saree™
Under-mount sink
Overall 19¾" x 15½" x 6¾"
Basin 17" x 13" x 6¾"
K-14265-S1-96



Saree

The late 19th-century American decorative arts, which celebrated handcrafted and hand-finished items, brought highly pictorial scenes to ceramic ware. Saree sinks and the matching Saree toilet honor this movement with intricate gold patterning. The embellishment creates a shimmering elegance ideal for a formal bathroom.



Mille Fleurs™ K-14036-T9-47
Purist® widespread faucet K-14406-4-BGD

global ['glōbəl]

– adjective

pertaining to or involving the entire world.

Imperial Blue™ 72

Ipanema™ 73

Maharani™ 75

Marrakesh™ 74

Nepal 71

Persia 70

Serpentine Bronze™ 76

Persia
Above-counter sink
16¼" diameter x 6¾"
K-14223-SR2-0



Persia

Influenced by one of the oldest continuous civilizations, the Persia design reflects a rich tradition of culture and art. An eye-catching classic, Persia offers a fresh interpretation of Middle Eastern and Indian design traditions, drawing inspiration from decorative architecture and Moorish style. Organic, open line work contrasted with geometric patterns creates a unique juxtaposition and richness with gold and platinum micas. The White background creates an effective canvas for the pattern while offering ease of coordination with other fixtures in the space.

Nepal
Above-counter sink
16¼" diameter x 6¾"
K-14223-SR1-K7



Nepal

With a calming, Translucent Blue base and a contemplative pattern, the Nepal design transforms daily routines into moments of reflection. Inspired by East Indian traditions, Nepal draws upon henna ceremonies and textile techniques. With delicate detailing and soft shifts in hue and finish, Nepal is ideal for the person desiring a peaceful escape.

Imperial Blue™
Under-mount sink
Overall 19¼" x 16⅞" x 8¼"
Basin 17" x 14" x 8¼"
K-14218-VB-0



Imperial Blue

With intricate detail, a serpentine dragon encircles the bowl of this sink, tail in hand to form a curvaceous loop. Typical of the Yung-lo reign of the Ming dynasty but later copied by imperial artisans, the blue-and-white floral pattern and dragon portray traditional strength and wisdom. Imperial Blue draws inspiration from a porcelain vase created during this period.

Ipanema™
Under-mount sink
Overall 16⅞" x 15⅞" x 6⅞"
Basin 13¾" diameter x 6⅞"
K-14046-HA-NA



Ipanema

At the fashion-forward beach paradise of Ipanema, Brazil, vivid colors and high energy set the tone. Inspired by this hot spot, the multifloral pattern of the Ipanema sink and countertop asserts a bold sense of individuality. Unabashedly optimistic, Ipanema triumphs in both its playful spirit and deliberate craftsmanship.

Marrakesh™
Under-mount sink
Overall 16⅞" x 15⅞" x 6⅞"
Basin 13¾" diameter x 6⅞"

K-14046-BU-96



K-14046-BU-96



K-14033-BU-96/K-14046-BU-96



K-11000-BU-96

Marrakesh

Named for the ancient capital of Morocco, the Marrakesh design was inspired by Moorish architecture. Marrakesh, the city, once served as a stop along a major trade route to the famous Timbuktu. The Marrakesh countertop draws inspiration from mosaics found in quaint Moroccan courtyards, while the intricate and abstract floral pattern embellishing the sink is inspired by artwork found in mosques.

Maharani™
Under-mount sink
Overall 16⅞" x 15⅞" x 6⅞"
Basin 13¾" diameter x 6⅞"

K-14046-JB-96



K-14046-JB-96



K-11000-JB-96

Maharani

Maharani is the feminine form of the Indian word *maharaja* and refers to a woman of power – an empress, princess or queen. Inspired by Indian culture, the Maharani sink and matching faucet are decorated with a special technique that creates raised ruby-like flowers and 24-carat gold tendrils.

Serpentine Bronze™
Above-counter sink
16¼" diameter x 6⅜"
K-14223-SP-G9



K-14218-SP-G9 K-14234-SP-G9 K-14223-SP-G9

Serpentine Bronze

A Chinese bronze basin featuring turtles, fish and intertwining serpents and dating from 475 to 221 B.C.E. serves as the inspiration for Serpentine Bronze – a sink coveted for its warm, beautiful color combination. At first glance, the sink appears covered with an interesting scroll pattern, yet a closer look reveals the surprising, exotic serpentine heads. The matte and glossy surface on a Sandbar background gives this fresh design an aged appearance.



Nepal K-14223-SR1-K7
Purist® Tall single-handle faucet K-14404-4A-CP

scenic ['sēnik]
– adjective
of or concerning natural
scenery; picturesque.

- Pheasant™ 81
- The Rod and the Fly™ 79
- Whistling Straits™ 80

The Rod and the Fly K-14274-RF-96



The Rod and the Fly™
Drop-in sink
25" x 17" x 9"
K-14274-RF-96



K-14274-RF-96

The Rod and the Fly

A dry fly silently floats on the river's surface as nearby a rainbow trout glides through the water. The angler waits patiently, rod in hand. The Rod and the Fly conveys this scene of tranquility, where "the greatest pleasure is to be taken with deceiving the most difficult of fish." Soft colors define the contours of the river and recreate patterns of movement below the surface in this design.



Whistling Straits™
Drop-in sink
25" x 17" x 9"
K-14274-WS-47



K-14274-WS-47 K-14343-WS-47

Whistling Straits

It's a brisk, early fall morning at the links-style Whistling Straits® golf course, where open, rugged and windswept terrain challenges golfers along the shore of Lake Michigan. Designed by Pete Dye, Whistling Straits makes a lasting impression for the many golf aficionados who visit Wisconsin to tee off each year. The Whistling Straits collection brings that lasting memory to the bathroom, illustrating the art of golf in the historic style of renowned late 19th-century British artist Douglas Adams.



Pheasant™
Drop-in sink
24" x 15" x 8¼"
K-14272-P-96



K-260-PH-96 K-14218-P-96 K-14273-P-96 K-14239-PH-96

Pheasant

On a crisp autumn afternoon, a hunter and his dog make their way through the woods, crunching fallen leaves with each step. Ahead they see a beautiful male pheasant with his colorful plume. Such a scene inspired numerous sketches circa 1900, when illustrations of nature graced the pages of popular publications including *Harper's Weekly*. Pheasant draws on this style of sketching, combining pheasant pairs with the basket-weave pattern of a creel.

kitchen ['kiCHən]

– noun

an area equipped for preparing food.

Alençon Lace™ 90

Cursive™ 84

Evenweave™ 85

Interlace™ 86

Savanyo™ 87

Tidings™ 88

Tidings with Game Birds 89

Cursive™
Under-mount apron-front sink
Overall 25" x 22" x 8"
Bowl 21¼" x 15⅝" x 8"

K-14572-T6-W2



Cursive

With a distinctive layered pattern of circles reminiscent of handmade jewelry or chic, modern clothing, Cursive transforms the traditional apron-front sink into a clean and contemporary application. Its repeating, geometric pattern works well in eclectic kitchen designs or minimal modern spaces.

Evenweave™
Under-mount apron-front sink
Overall 25" x 22" x 8"
Bowl 21¼" x 15⅝" x 8"

K-14572-T3-K5



Evenweave

From the soft, yet richly tactile feel of a worn leather jacket to the intricate weavings of knitted clothing, texture enhances appreciation of materials and design. Evenweave plays on our delight for natural materials and intricate artwork with a repeated dimensional quality. The translucent glaze highlights the carved texture.

Interlace™
Under-mount apron-front sink
Overall 25" x 22" x 8"
Bowl 21¼" x 15⅝" x 8"

K-14572-FC-0



Interlace

Crafted of fireclay with a durable, glossy finish, Interlace looks deceptively delicate. Its intricate patterns, reflecting the late 19th-century revival of oriental motifs in architectural facades, have a handmade feel reminiscent of sewing, weaving or carving done by hand. The result is a lovely centerpiece for the kitchen, where handmade creations bring pleasure to the entire family.

Savanyo™
Under-mount apron-front sink
Overall 25" x 22" x 8"
Bowl 21¼" x 15⅝" x 8"

K-14572-SV-W2



Savanyo

Savanyo brings a touch of folk art to the kitchen with a repeating image commonly found in Hungarian pottery, embroidery and woodwork. The fluidity of the transparent glaze softens the edges of the color on the stylized country flowers, evoking the look and feel of handmade ware.

Tidings™
Under-mount apron-front sink
Overall 25" x 22" x 8"
Bowl 21¼" x 15⅜" x 8"

K-14572-T1-0



Tidings

Envision a table set with decorated 19th-century dinnerware. It's the perfect balance between formal and inviting, a meal where vegetables from the garden and game from the hunt are shared with ease. Such is the inspiration for Tidings, a traditional sink with detailed relief carving. Tidings sets a serene and welcoming tone with its elegant artistry.

Tidings™ with Game Birds
Tile-in apron-front sink
Overall 25" x 22" x 8"
Bowl 21¼" x 15⅜" x 8"

K-14576-T2-W2



Earthen White (W2)

Tidings with Game Birds

Inspired by 19th-century dinnerware, Tidings with Game Birds evokes the history of the English pheasant hunt. With Victorian-style etched pheasant pictorials, the look is perfectly suited for English country décor.

Alençon Lace™
Tile-in apron-front sink
Overall 33" x 22½" x 8"
Bowl 30" x 15" x 8"
K-14580-KG-G9



Sandbar (G9)



Cashmere™ (K4)



Black Black™ (7)

Alençon Lace

A bustling market town in the picturesque countryside of France, Alençon has been known for Alençon lace, or point d'Alençon, since the 17th century. The technique, which produces intricate, varied patterns, was preserved by a small group of Carmelite nuns, and today has become a coveted detail on wedding gowns. The Alençon Lace pattern on the Dickinson® single-bowl sink brings a graceful interlacing pattern reminiscent of this needlework to the kitchen.



Evenweave™ K-14572-T3-K5
Parq® deck-mount bridge faucet K-6130-3-VS

Artist Editions® Bathroom Products Index

Name	Page Number	Pedestal Sink	Drop-In Sink	Under-Mount Sink*	Above-Counter Sink	Wall-Mount Sink
Floral						
Botanical Study	44		K-14272-BT 24" x 15"	K-14275-BT 19¾" x 15⅝"	K-14223-BT 16¼" diameter	
				K-14036-BT 16⅞" diameter		
				K-14218-BT 19¼" x 16⅞"		
Briar Rose	42		K-14272-BR 24" x 15"	K-14218-BR 19¼" x 16⅞"		
Crimson Topaz	40	K-14226-TC 24" x 19¼" x 34⅜"	K-14229-TC 22¾" x 18"	K-14218-TC 19¼" x 16⅞"		
English Trellis	48	K-14192-FL 27" x 19⅝" x 34"	K-14176-FL 22⅝" x 18⅞"	K-14195-FL 19¼" x 16⅞"		
Fables & Flowers	41		K-14173 25¼" x 17"	K-14193 19¼" x 16⅞"		
Garden Bandana	46				K-14223-GB 16¼" diameter	
Gilded Meadow	45				K-45922-DE 16⅞" diameter	
					K-45922-DF 16¼" diameter	
Peonies & Ivy	38		K-14270-PS 25¼" x 17"	K-14390-PS 19¼" x 16⅞"		
Prairie Flowers	39	K-14269-WF 21¾" x 18¼" x 31⅞"	K-14271-WF 25¼" x 17"	K-14218-WF 19¼" x 16⅞"		
Soliloquy	47		K-14272-LY 24" x 15"	K-14218-LY 19¼" x 16⅞"		
Tale of Briar Rose	43		K-14274-BR 25" x 17"			
Subtle						
Bouclé Muslin	52		K-2282-HW 21" x 20⅞"	K-2349-HW 16⅞" x 15⅝"	K-2200-HW 16¼" diameter	
			K-2282-1-HW 21" x 20⅞"			
			K-2282-10-HW 21" x 20⅞"			
Bouclé Tweed	53		K-2282-HV 21" x 20⅞"	K-2349-HV 16⅞" x 15⅝"	K-2200-HV 16¼" diameter	
			K-2282-1-HV 21" x 20⅞"			
			K-2282-10-HV 21" x 20⅞"			
Garland	58		K-14156 24" x 15"	K-14273-G 23⅝" x 14⅜"		
Ricochet	56			K-14280-C5 / -C6 19⅝" x 16⅞"		
Tableau	59				K-14293 27" x 19"	K-14293 27" x 19"
Turnings	55				K-2191 / -G 16¼" diameter	
Subtle						
Twirl	57			K-14287-H6 / -H7 16⅞" diameter		
Water's Grove	54				K-14222-WG 16¼" diameter	
Metallic						
Empress Bouquet	62			K-14275-SMC 19¾" x 15⅝"	K-14223-SMC 16¼" diameter	
				K-14273-SMC 23⅝" x 14⅜"		
Flight of Fancy	64			K-14218-FG / -FP 19¼" x 16⅞"		
Laureate	65			K-14174-PD / -PK 19¼" x 16¼"		

*Under-mount sink dimensions are overall product dimensions. Refer to installation instructions packed with sink for cutout dimensions.

Countertop	Toilet/Bidet*	Accessories	Tile	Faucet Insets & Skirts	Faucet	Color Availability
						-0
	K-14239-BR	K-14317-BR	K-14203-BR	K-258-BR, K-260-BR K-262-BR, K-264-BR		-96
	K-14231-TC			K-258-TC, K-274-TC K-262-TC, K-251-TC K-260-TC, K-264-TC		-0
	K-14247-FL K-14261-FL K-14245-FL*	K-14209-FL K-14181-FL K-14317-FL	K-14203-FL K-14205-FL K-14207-FD / -FF / -FL	K-258-FL, K-260-FL K-262-FL, K-264-FL		-0
			K-14200-T / -TM / -TN / -TP K-14201-TL, K-14202-TL K-14205-TL, K-14206-TL	K-258-TL, K-260-TL K-262-TL, K-264-TL		-0
						-96
			K-45921/-DE			-K5
			K-45921/-DF			-K7
	K-14239-PS			K-258-PS, K-260-PS K-262-PS		-96
	K-14345-WF	K-14181-WF	K-14203-WF K-14207-WF	K-258-WF, K-260-WF K-262-WF, K-264-WF		-96
						-0
						-96
						N/A
						N/A
						-0 / -96 / -G9
						-0 / -K5 / -W2
						-0 / -7 / -47 / -FD / -FE /- FF / -FT / -KC / -KE / -KF / -KG
						-0 / -7 / -47 / -96 / -G9 / -HW1 / -K4 / -W2
						-0 / -W2 / -K5
						-0 / -W2 / -K5
	K-14338-SMC					-0
						-0
	K-14346-PD	K-14181-PD / -PK K-14317-PD / -PK	K-14203-PD / -PK K-14204-PD / -PK			-0

Artist Editions® Bathroom Products Index

Name	Page Number	Pedestal Sink	Drop-In Sink	Under-Mount Sink*	Above-Counter Sink	Wall-Mount Sink
Metallic						
Mille Fleurs	63		K-14272-T9 24" x 15"	K-14275-T9 19¾" x 15⅝"	K-14223-T9 16¼" diameter	
				K-14036-T9 16⅞" diameter		
				K-14218-T9 19¼" x 16⅞"		
Saree	66			K-14260-S1 23⅞" x 15⅝"		
				K-14265-S1 19¾" x 15⅝"		
				K-14218-S1 19¼" x 16⅞"		
Global						
Imperial Blue	72		K-14272-VB 24" x 15"	K-14275-VB 19¾" x 15⅝"	K-14223-VB 16¼" diameter	
				K-14036-VB 16⅞" diameter		
				K-14218-VB 19¼" x 16⅞"		
Ipanema	73			K-14046-HA 16⅞" x 15⅝"		
Maharani	75			K-14046-JB 16⅞" x 15⅝"		
Marrakesh	74			K-14046-BU 16⅞" x 15⅝"		
Global						
Nepal	71			K-14218-SR1 19¼" x 16⅞"	K-14223-SR1 16¼" diameter	
Persia	70			K-14218-SR2 19¼" x 16⅞"	K-14223-SR2 16¼" diameter	
Serpentine Bronze	76		K-14234-SP 17" x 14"	K-14218-SP 19¼" x 16⅞"	K-14223-SP 16¼" diameter	
Scenic						
Pheasant	81		K-14272-P 24" x 15"	K-14273-P 23⅞" x 14⅞"		
				K-14218-P 19¼" x 16⅞"		
The Rod and the Fly	79		K-14274-RF 25" x 17"			
Whistling Straits	80		K-14274-WS 25" x 17"			

*Under-mount sink dimensions are overall product dimensions. Refer to installation instructions packed with sink for cutout dimensions.

Countertop	Toilet/Bidet	Accessories	Tile	Faucet Insets & Skirts	Faucet	Color Availability
						-47
	K-14268-S1					-96
					K-11010-VB	-0
K-14027-HA 26⅞" x 20¼"						-NA
K-14028-HA 26⅞" x 20¼"						
K-14029-HA 26⅞" x 20¼"						
K-14031-HA 31" x 21⅞"						
K-14032-HA 31" x 21⅞"						
K-14033-HA 31" x 21⅞"						
					K-11000-JB	-96
K-14031-BU 31" x 21⅞"					K-11000-BU	-96
K-14032-BU 31" x 21⅞"						
K-14033-BU 31" x 21⅞"						
						-K7
						-0
						-G9
	K-14239-PH			K-258-PH, K-260-PH K-262-PH, K-264-PH		-96
						-96
	K-14343-WS					-47
	K-14344-WS					

Artist Editions® Bathroom Product Index Continued

Name	Page Number	Under-Mount Sink*	Above-Counter Sink	Vanity-Top Sink	Wall-Mount Sink	Ice B11	Dusk G1	Dew G2	Doe G3	Raffia YM	Raven Y1	Medium Patina MP1	Tumbled Bronze TF	White Carrara WH	Biancone Marble B8
Glass															
Antilia Wading Pool	15		K-2369-B11 28⅞" x 17⅞" x 2¼"			•									
Briolette Vessels	16		K-2373-B11 17½" diameter x 4¾"			•									
Facet Vessels	17		K-2368-B11 19" diameter x 4¾"			•									
Kallos	23	K-2361-B11 16" diameter x 5⅞"				•									
Lavinia Vessels	18		K-2367-B11 19" diameter x 3⅞"			•									
Mirovia Vessels	19		K-2370-B11 18⅞" diameter x 4⅞"			•									
Pallene Vessels	20		K-14016-B11 18⅞" diameter x 4⅞"			•									
Runway	24			K-2372-Y1 31⅞" x 22⅞" x 5⅞"							•				
Spun Glass Vessels	21		K-2276-B11 17½" diameter x 6"			•									
Toric Vessels	14		K-2371-B11 19⅞" x 19⅞" x 4⅞"			•									
Tracery	25			K-14017-YM 31⅞" x 22⅞" x 5⅞"						•					
Whist	22	K-2741-G1/G2/G3-B11 19" x 16⅞" x 5⅞"				•	•	•	•						
Bronze															
Kamala Vessels	28		K-14281-TF 19⅓⅞" diameter x 7⅞"										•		
Lilies Lore	29	K-14297-MP1 17⅞" x 14⅞" x 5⅞"										•			
Marble															
Botticelli Vessels	34		K-2333/-1 22" diameter x 5½" K-2393 17" diameter x 4⅞"											•	
Purist Wading Pool	32		K-2335 24" x 23½" x 3"		K-2335 24" x 23½" x 3"									•	•
Purist Wading Pool Wet Surface	33		K-2334 24" x 23½" x 3"		K-2334 24" x 23½" x 3"									•	•


*Under-mount sink dimensions are overall product dimensions. Refer to installation instructions packed with sink for cutout dimensions.

Artist Editions® Kitchen Sink Index


Name	Page Number	Dimensions	Tile-In Sink	Under-Mount Sink*	Bottom Bowl Rack	White 0	Biscuit 96	Earthen White W2	Almond 47	Sandbar G9	Cashmere K4	Translucent Cashmere K5	Black Black 7
Kitchen													
Alençon Lace	90	33" x 22⅞" x 8"	K-14580-KG	K-14579-KG	K-6062-ST					•	•		•
Cursive	84	25" x 22" x 8"	K-14571-T6	K-14572-T6	Included			•				•	
Evenweave	85	25" x 22" x 8"	K-14571-T3	K-14572-T3	Included			•				•	
Interlace	86	25" x 22" x 8"	K-14571-FC	K-14572-FC	Included	•	•	•	•	•			
Savanyo	87	25" x 22" x 8"	K-14571-SV	K-14572-SV	Included	•	•	•					
Tidings	88	25" x 22" x 8"	K-14571-T1	K-14572-T1	Included	•	•	•					
Tidings with Game Birds	89	25" x 22" x 8"	K-14576-T2	K-14577-T2	Included			•					

*Under-mount sink dimensions are overall product dimensions. Refer to installation instructions packed with sink for cutout dimensions.

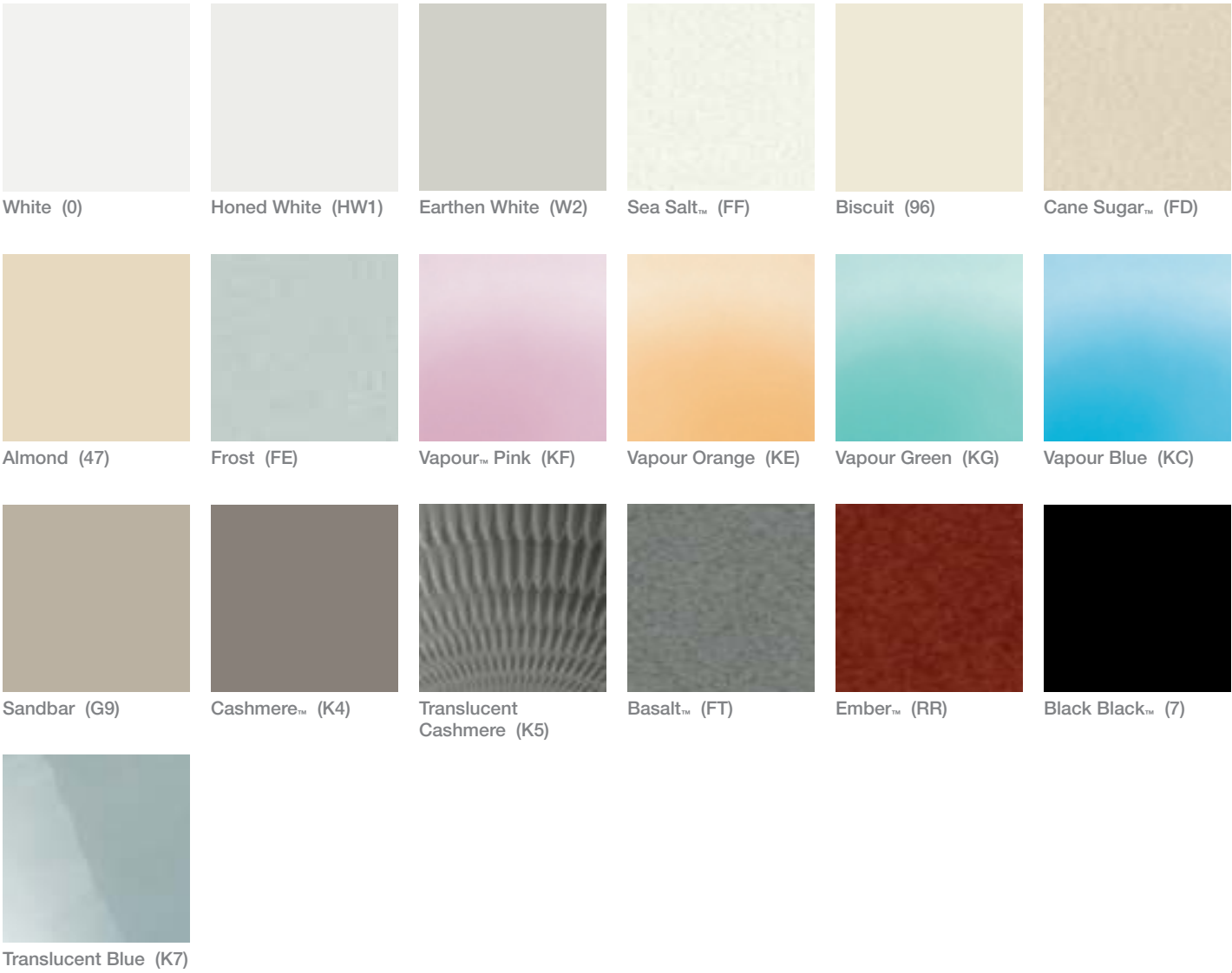
Artist Editions® Pattern Index



Artist Editions® Pattern Index Continued



Color Index



Thank you.

If you'd like to learn more about Kohler and our complete product offering, we invite you to take a look at our literature, visit us online or stop by a KOHLER® Showroom.

Literature

Concise and easy to use, our full-line category books inspire you to create beautiful spaces and guide you through choosing kitchen and bath products that are right for you and your home.

View and download additional category books and brochures at KOHLER.com/LiteratureStore or order by calling 800-4-KOHLER.

us.KOHLER.com

For design inspiration and tips, help planning your space, and a comprehensive look at KOHLER kitchen and bath products, visit us at us.KOHLER.com.

Social Media

Follow Kohler on all your favorite social media sites for news about product launches, galleries of kitchens and baths that inspire, and a look at ideas and trends we're currently loving.



Showrooms

To experience KOHLER kitchen and bath products firsthand and talk with a KOHLER representative, visit KOHLER.com/WhereToBuy to find a showroom near you.

Kohler Invites You to Explore

Full-Line Category Books



HomeIdeas.Kohler.com



us.KOHLER.com



Showrooms



Dedication to the Arts



As part of our commitment to innovation and design, Kohler’s Arts/Industry program gives artists worldwide the opportunity to use industrial materials and equipment at Kohler’s Pottery, Iron and Brass Foundries, and Enamel Shop. Artists are exposed to a body of technical knowledge that enables them to explore original forms and concepts and to undertake new ways of thinking and working.

The Kohler Family of Businesses



We are pleased to offer you additional resources as you design and furnish your home. In each of our businesses – kitchen and bath, tile and furniture, and residential generators – we are committed to designing innovative products that bring beauty and comfort to life. Discover the entire family of businesses at KOHLER.com.

KOHLER

Baker

KALLISTA

M c G U I R E

ANN SACKS

STERLING
A KOHLER COMPANY

robern

KOHLER
POWER SYSTEMS

A KOHLER Experience®



Join us for an unforgettable stay at the Old Course Hotel in St Andrews, Scotland, or The American Club® resort in Kohler, Wisconsin, where you'll enjoy classically elegant settings, sumptuous cuisine, exclusive spa and golf experiences, luxurious amenities and quietly confident service. Plan your experience at aKOHLEExperience.com.

Athe
American
club®



JIGGER INN



KOHLER
Waters
SPA®
AT THE OLD COURSE HOTEL
& AT THE AMERICAN CLUB.



View the latest decorative
kitchen and bath designs at
KOHLER.com/ArtistEditions.