

KOHLER®

INTELLIGENT TOILET

FREE INSTALLATION

IS ON
US!




Buy any KOHLER Intelligent Toilet from July 15 to September 30 to avail of the FREE INSTALLATION!


Extended until December 31, 2021

Per DTI Fair Trade Permit No. FTEB-128138 Series of 2021



TO SCHEDULE AN APPOINTMENT, PLEASE CALL US

 0917 8035690 , 0927 5071080

 kohlerphilippines@kohler.com

PROMOTION MECHANICS

- 1) Every purchase of Intelligent Toilet (Eir, Veil, Innate) entitles the customer to the Free Installation.
- 2) Promo runs from July 15, 2021- December 31, 2021, at all KOHLER participating distributors' branches in Metro Manila only. Provincial outlets are not included.
- 3) KOHLER shall provide the free installation of the unit and commissioning within 60 days from the date of purchase or issuance of invoice in full payment using the third party contractor assigned by the company.
- 4) The customer has to present a copy of the receipt via email to avail of the free installation before KOHLER schedules a visit.
- 5) KOHLER reserves the right to calendar the visit and installation based on the available schedule of the assigned third party contractor.
- 6) KOHLER thru its assigned third party contractor shall schedule at least a maximum of two (2) visits to the customer's requested site.

First Visit: Pre-Installation Site Visit/Check up

2nd Visit : Actual Installation and testing

- 7) All visits to the customer including the pre and actual installation services should only be during business hours, Monday to Friday from 8 am to 5 pm except on holidays.
- 8) All other expenses such as the additional materials, technical concerns that may arise before, during, and after the installation, which is outside the range of the free installation promo, shall be at the expense of the customer; KOHLER shall present a waiver which the customer needs to sign before the start of the whole installation process to indicate that he/she understands this provision.
- 9) The offer is non-transferable and cannot be converted to cash.
- 10) Promotion includes the following products : KOHLER Intelligent Toilet Veil, Innate, Eir
- 11) Promo is applicable at the following Kohler distributor outlets : Wilcon Depot Inc., Dexterton Corporation and Sanitec Import Ventures, Inc.
- 12) For walk-in transactions only.
- 13) Availment of the free Installation promo shall be subject to KOHLER approval. KOHLER reserves the right to forfeit the free installation should the customer fail to abide by the guideline and checklist.
- 14) Kohler is directly engaged in the act of referring private sector and government projects to specific 3rd Party Plumber / Plumbing contractor. The participating distributors are independent from the third party contractor and shall be free from indemnity or accountability should the 3rd party contractor fail to deliver the required services during the installation period.
- 15) Terms and conditions apply.
- 16) Employees of Kohler Asia Pacific (Philippines), its accredited advertising agencies and suppliers, and their relatives up to 2nd degrees of consanguinity or affinity are disqualified from participating in the promotion.
- 17) KOHLER reserves the right to forfeit the free installation promotion should the customer fail to avail the free installation promo within 60 days from the date of purchase.
- 18) Per DTI Fair Trade Permit No. FTEB-128138 Series of 2021

KOHLER INTELLIGENT TOILET PRE-INSTALLATION REQUIREMENT CHECKLIST

1. Customer should ensure that there is enough space provided for the Intelligent Toilet Installation. The ideal distance from the product to the adjacent wall is at least one (1) meter.
2. Water inlet should have an elevation of 150mm from the finish floor, This should be ready before the installation. Take note that the water inlet preparation is not part of the free installation promotion.
Special Note: The water pressure requirement of Veil 5401 should be consistent with 40 PSI.
3. The rough-in requirement from the finished wall to the center of the drain hole should be 305mm.
4. The customer should ensure that the electrical requirements below are available:
 - 220V, 60Hz
 - Use a 10A receptacle
 - The recommended position of the receptacle is 150mm from the finished floor and left side of the toilet (please refer to the installation manual).
 - The Electrical outlet must be installed at least one (1) meter away from the bathtub or shower.
 - To avoid the risk of an electric shock, make sure to connect only to the circuit protected by the Ground-Fault Circuit-Interrupters (GFCI) or Earth-Leakage Circuit-Breakers (ELCB).
 - The Electrical outlet must be ready prior to the installation of the KOHLER Intelligent Toilet unit.

INTELLIGENT TOILETS



Eir™



Innate™



Veil™



**Powerful
flushing**




**All sanitization
system**



**Intelligent
control**

KOHLER®

Visit us www.kohler.ph  @kohlerphilippines