

THERMOSTATIC BATH AND SHOWER COLUMN K-73111T

Features

- Brass construction
- Durable KOHLER finishes resist corrosion and tarnishing
- Directionally adjustable, laminar-flow aerator
- Spout reach 113mm
- Adjustable inlet fittings with 15mm tolerance
- Precise thermostatic control for added safety
- Katalyst air-induction technology for powerful and even coverage
- Includes Rain Duet push button, 3 function handshower

Codes/Standards Applicable

- GB 18145
- QB 2806-2006
- GB/T 23447-2009
- TIS 2066-2552
- EN 1111-1998

Installation Notes

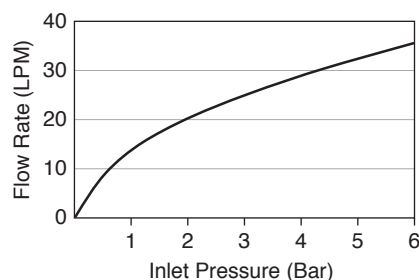
Install this product according to the installation guide.



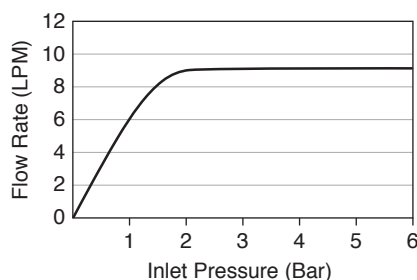
Specified Model

Model	Description	Color/Finished		
K-73111T-7	Composed Thermostatic Bath and Shower Column	<input type="checkbox"/> Polished Chrome (CP)	<input type="checkbox"/> French Gold (AF)	<input type="checkbox"/> Titanium (TT)

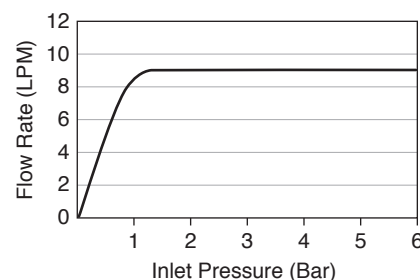
For a full range of color finishes in your market please contact your local Kohler representative.



Flow Curve – Bath Spout



Flow Curve – Handshower

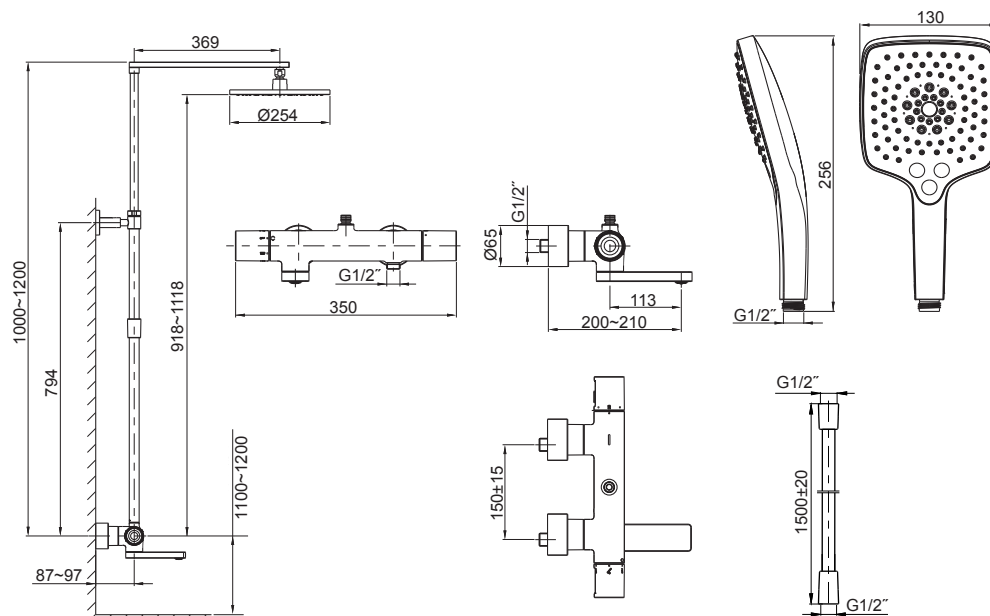


Flow Curve – Showerhead

Note: Flow rates are approximate. (1 gallon = 3.785 liters, 1 bar = 14.5 psi)

Dimensions are approximate.

Unit: mm



Product Diagram