

## Features

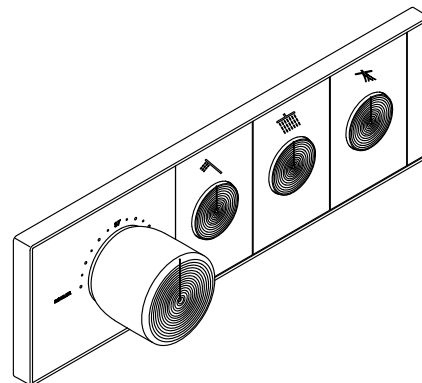
- Trim plate includes temperature control knob with integrated adjustable high-temperature limit stop and shower outlet on/off buttons.
- When pressed once, shower outlet turns on and button pops out, becoming a knob for water flow adjustment.
- When pressed back in, water turns off and outlet button aligns with control plate surface; flow setting remains intact.
- High-temperature limit setting for added safety.
- Low-profile design with easy-to-clean water-resistant casing.
- Requires three-port thermostatic valve with integral volume control (sold separately).
- Handles up to 8 gpm (30.3 lpm) flow capacity (rate may vary by installation).

## Installation

- Mounts on finished wall surface.

## Required Products/Accessories

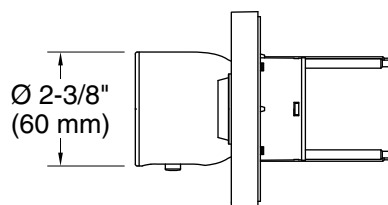
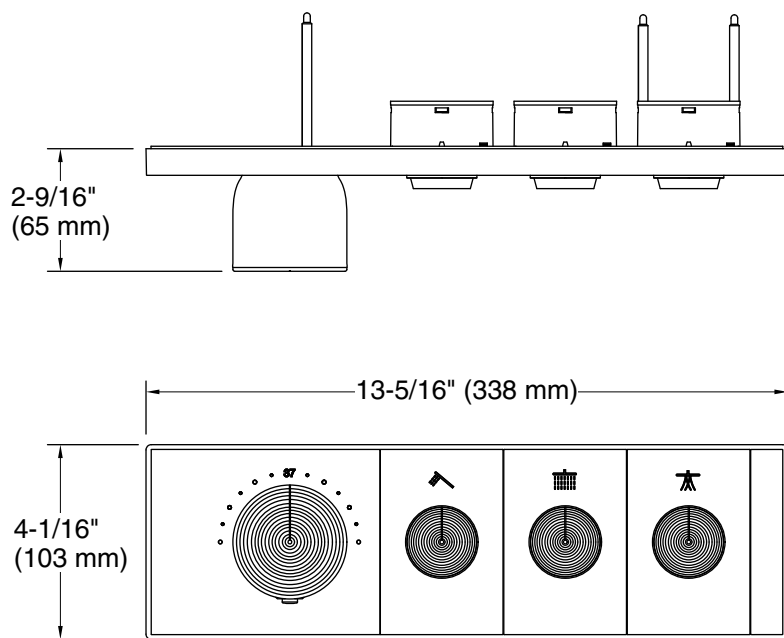
K-26341W Three-port thermostatic valve with volume control



## Codes/Standards

None Applicable

See website for detailed warranty information.



### Technical Information

All product dimensions are nominal.