

Standard Features

- Hand welded, solid stainless steel decorative frame
- Included push-to-open mechanism for easy access
- All cabinets are non-handed/reversible
- Mirrored interior with 3 adjustable, cantilevered glass shelves
- Cantilever shelving adjustable in 1" increments
- Includes installation hardware for recess mounting
- Recessed mounting only
- Blum 110° slow-close hinges

Optional Features & Upgrades

- PORTRAY Electric Upgrade (P2ELECTRIC - included with TP option)
- PORTRAY Quick Caddy (QUICKCADDY - included with TP option)
- IQ™ digital lock box (DLB or DLB-20)
- Solid Stainless Steel handle (EDGE PULL-84)
- Glass Storage Bins (GLASSBIN3.25, GLASSBIN5.25, GLASSBIN8.5)

Construction

- Rust free Satin anodized aluminum construction
- Blum hinges standard
- 3 mirror design - rear of cabinet and both sides of door

Codes/Standards (Electrical Upgrade Only)

- Electric Option Models are ETL certified to:
 - UL 962
 - CSA Standard C22.2 No. 68

Dimensions

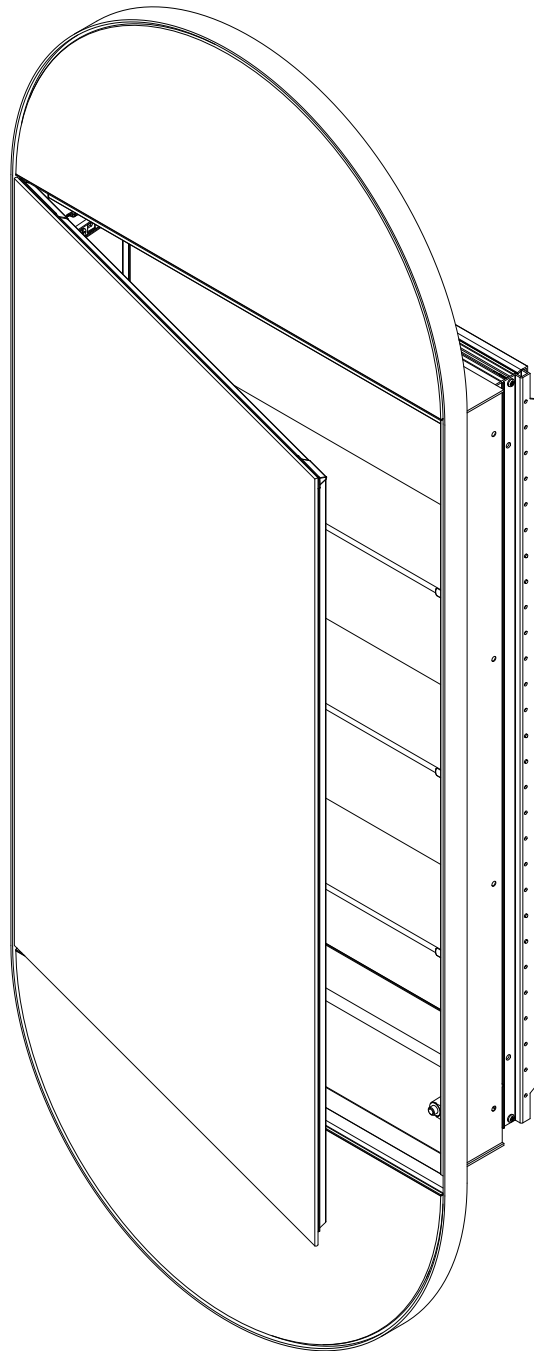
Width: 19-1/2" (495 mm)
 Height: 49-1/2" (1257 mm)
 Depth: 1" (25.4 mm) Exposed frame depth
 4" (102 mm) Recessed cabinet depth

Installation Options

Recessed Mount - Rough Opening - 19" W x 29-3/4" H x 4" D
 (483 mm W x 756 mm H x 102 mm D)

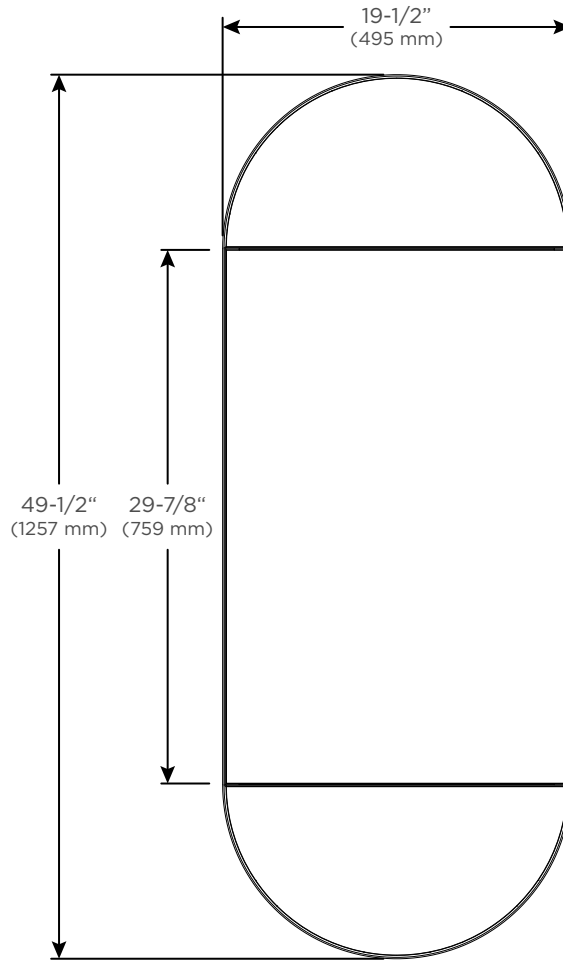
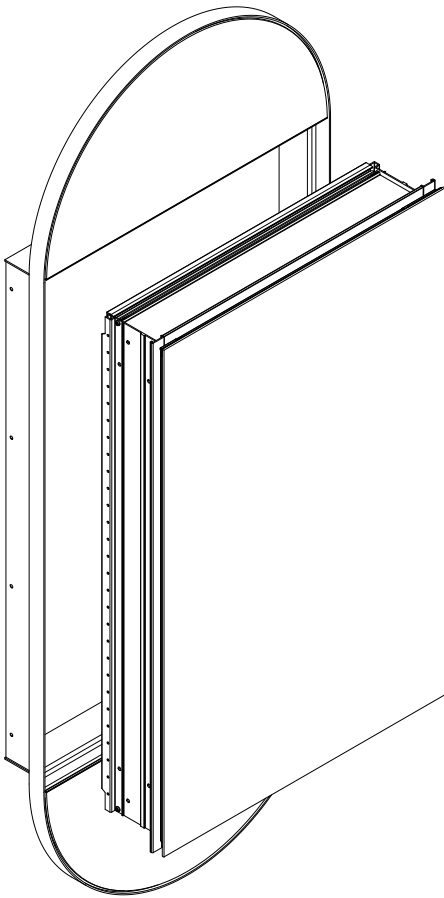
Electrical Upgrade Only

- 120 VAC 60HZ 20A
- Field wire location as shown in drawing
- 1/2" conduit (Ø7/8" actual) electrical knockout location

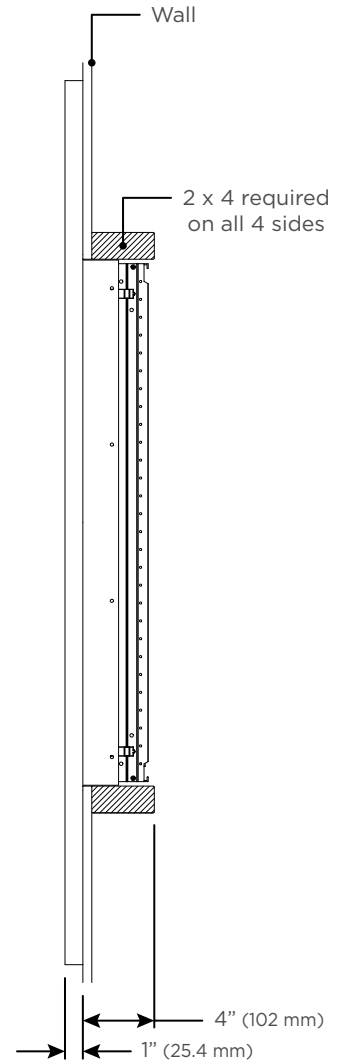


Model Number Key

| | Width | Height | Depth | Frame Style | Frame Finish | Package Option |
|-----|-------|--------|-------|-----------------------|---|--|
| D2C | 20 | 50 | D4 | MP = Murray Hill Pill | 83 = Matte Black 84 = Polished Stainless Steel | SP = Slow-Close Hinges, Push-to-Open Kit TP = Slow-Close Hinges, Push-to-Open Kit, Sliding Magnification Mirror, Quick Caddy, Magnetic Strip, Interior Lighting, USB Charging Ports, Electrical Outlets, Phone Holder |



Front View



Recess Mount



Click or scan the QR code to see the rough opening and electrical details found in the Murray Hill Series cabinet installation instructions.

Use the camera app on your mobile device to look at this QR code. This will allow you to quickly access web pages and other relevant documents.