

Features

- Modular Cabinet - build arrays with lighting and cabinets to suit
- Quiet close Safeseal® Gasket
- Mirrored interior with 4 adjustable glass shelves
- Includes magnetic tool holder, razor/phone holder and 3 tier tray
- Includes installation hardware for recess mounting
- Can be recessed, semi-recessed (kit required) or surface mounted (kit required)

Construction

- Satin anodized aluminum body and door frame
- 3 mirror design – rear of cabinet and both sides of door
- Blum 170° self-closing hinges
- Safeseal® Gasket with sealed corners on cabinet body
- Adjustable shelving at 2" (5.1 cm) increments
- Clip-on accessories & magnet area (non-electric only) provided with cabinet
- USB charging port
- Electric Option Cabinet:
 - Standard knock out for ½" (1.3 cm) cable connector
 - Wired internally - Front access serviceability
 - Sensor controlled LED Lit Shelf

Codes/Standards Applicable

- Electric Option Models are ETL certified to:
 - UL 962
 - CSA Standard C22.2 No. 68

Dimensions

Height: 39-3/8" (100 cm)
 Width: 11-1/4" (28.6 cm)
 Depth: 6-5/8" (16.8 cm) Surface, 7/8" (2.3 cm) Project from wall when recessed, and 3" (7.6 cm) Project from wall when Semi-Recessed

Options

- Left or Right hand hinged
- Plain or Beveled front mirror
- Decorative or Digital Wood Glass
- E2 Electric includes USB, 120VAC outlet and Lighted Interior
- Other widths / heights / depths available

Installation Options

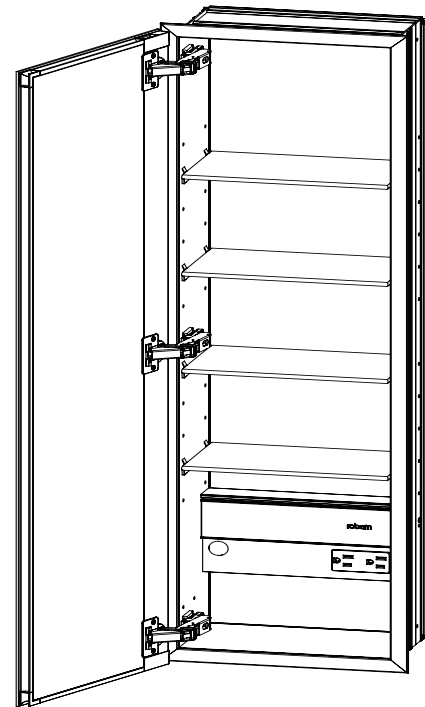
Recessed Mount - Rough Opening - 38-5/8" H x 10-1/2" W x 6" D
 (98.3 cm H x 26.7 cm W x 15.2 cm D)

Semi-Recessed Mount - Rough Opening - 38-5/8" H x 10-1/2" W x 4" D
 (98.3 cm H x 26.7 cm W x 10.2 cm D) Reference Surface Mount Kit when ordering
 MSMK40D6SRP – Plain Mirror Kit
 MSMK40D6SR## – Decorative Kit


Surface Mount - Reference Surface Mount Kit when ordering
 MSMK40D6B – Beveled Mirror Kit
 MSMK40D6P – Plain Mirror Kit
 MSMK40D6## – Decorative Kit

Gangs to M Series Cabinet - Reference M Ganging Kit when ordering - MGKIT

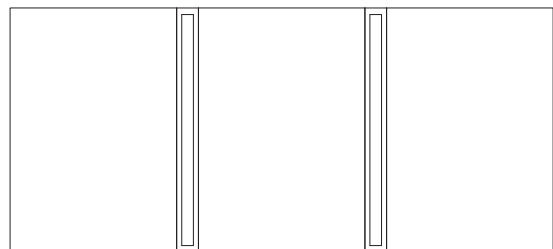
Gangs to M Series Lighting - Reference Ganging kit for the particular light option when ordering



(E2 Option Shown)



Ganging Cabinet-to-Cabinet Arrangement



Ganging Cabinet-to-Lights Arrangement

Model Number Key

M Series	Cabinet	Width	Height	Depth	Door Style	Hinge Side	Options
M	C	12"	40"	D6	FP = Flat, Plain FB = Flat, Beveled ## = Decorative Glass Option	L = Left R = Right	Blank = Non Electric E2 = Electric and Interior Light

Electrical System

- For electric Option Cabinets E2
- 120 VAC 60HZ 20A
- Field wire location as shown in drawing
- 1/2" conduit (Ø 7/8" actual) electrical knockout location shown below
- Low voltage LED light shelf
- USB charging port

Optional Accessories

- Safety Lock Box – SLB
- Glass Bins
- Pull-out Magnifying Mirror – POMM
- Swing out Magnifying Mirror – SOMM
- Lit Magnifying Mirror with or w/o dock
- Handle Kits
- Push-to-open Kit

