

Features

- Console Vanity
- Handleless ergonomic continuous drawer
- Left and right side tip outs for additional storage
- Plumbing drawer to allow clearance for drain
- Includes:
 - 1 glass divided storage bin
 - 2 fully adjustable glass drawer dividers

Construction

- All aluminum and glass construction - designed for disassembly and recycle, aluminum structural frame and drawer sides, glass drawer fronts, and safety backed glass drawer bottom
- One piece extruded & CNC machined aluminum legs
- Heavy duty, full extension, soft close drawers slides
- Structural front legs and wall hanging rear supports
- Glass fronts and side tip outs are replaceable
- Includes installation hardware using secure structural bolts

Codes/Standards Applicable

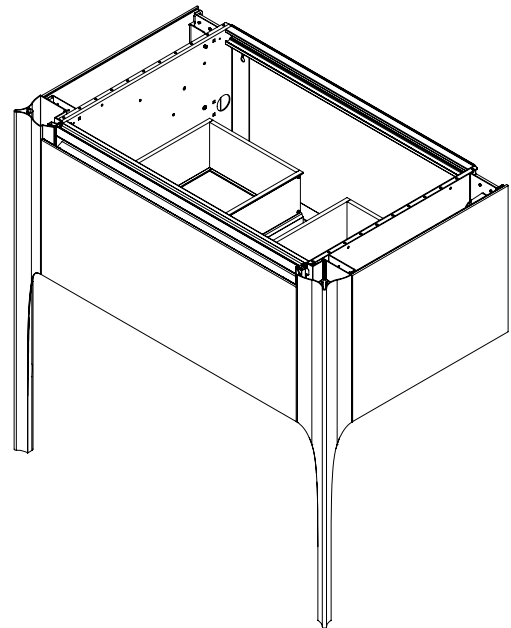
- Night Light Option is ETL certified to:
 - UL 2108
 - CSA Standard C22.2 No. 12
- Electric outlet accessory is ETL certified to:
 - UL 1363
 - CSA Standard C22.2 No. 21

Dimensions

Height: 34-1/2" (876 mm)
 Width: 36-1/2" (927 mm)
 Depth: 21-3/4" (552 mm)

Options

- Hidden side storage organizing solutions
- Integrated LED night light (L) - Light bar built into top frame provides drawer illumination
- Glass finish options: Mirror, patterned glass, and back painted glass - gloss or matte
- Leg finish options: Chrome, Brushed Nickel, and Brushed Black
- Other widths available - 30" (775 mm) / 42" (1080 mm)
- 7-1/2" (191 mm) H1 drawer height available (VB36H1D21_##_##_)
- In-drawer electrical outlets



Model Number Key

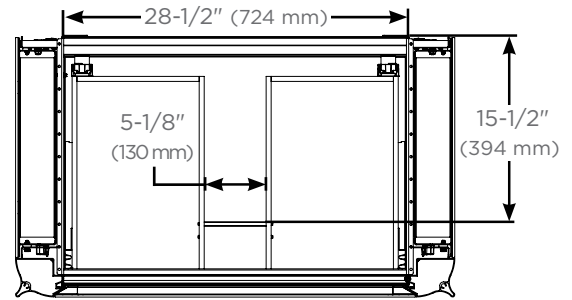
Vanity	Balletto	Width	Height	Depth	Drawer Style	Glass Finish	Light	Leg Finish
V	B	36"	H2 = 15"	D21 = 21-3/4"	P = Plumbing	10 = Mirror 11 = Tinted Gray Mirror 12 = Satin Bronze 19 = Satin White 20 = Black 21 = White 22 = Beach 23 = Ocean 24 = Smoke Screen 25 = Silver Screen 26 = Matte White 27 = Matte Gray 28 = Matte Black	N = Base L = Night Light	71 = Brushed Nickel 74 = Brushed Black 76 = Chrome

Electrical System

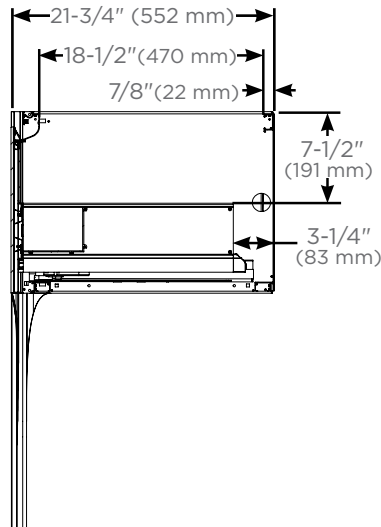
- Night light option - 12VDC plug-in transformer
Locate wall outlet as per installation instructions 209-1242
- In-drawer 3 outlet and switch box option - plug-in cord
Locate wall outlet as per installation instructions 209-1242
120VAC 20A outlet - GFCI protected

Optional Accessories

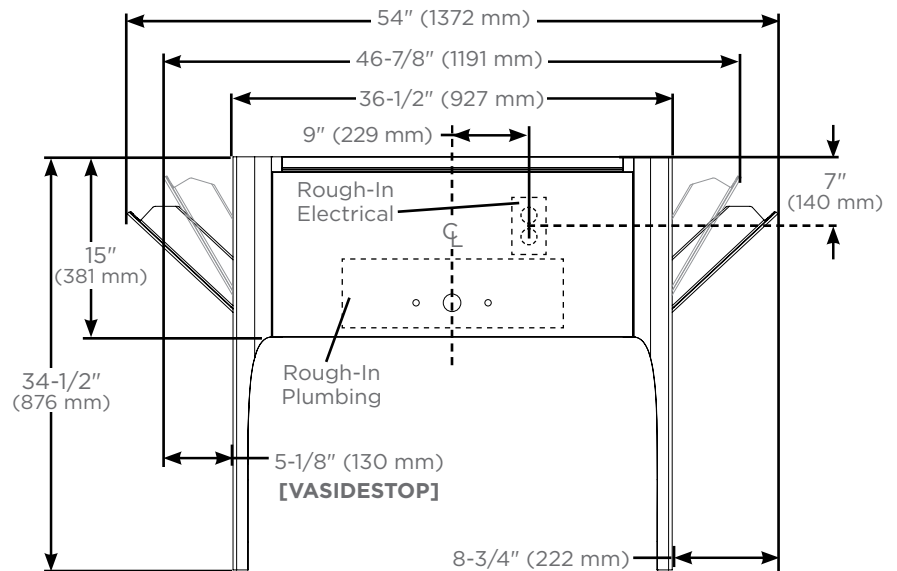
- Insert Drawer (VADRAWER30P)
- In drawer electrical outlets (VAELECTRIC21)
- Assorted side storage solutions:
 - Articulating Shelves (VALEVELH2)
 - Cotton/Tissue (VACOTTON 1 OR 3)
 - Literature (VALITERATURE)
 - Side storage stop (VASIDESTOP)
 - Waste (VAWASTE)
- Assorted glass bins:
 - Divided storage (GLASSBIN6.38)
 - Small (GLASSBIN3.25)
 - Medium (GLASSBIN5.25)
 - Large (GLASSBIN8.5)
- Hair Styling Organizer (VAHAIRORG)
- Robern Engineered Stone Tops and porcelain sink available



Top view for plumbing and sink clearance



Side views for plumbing and sink clearance



Front view with side storage

Installation Notes

Install this product according to the installation guide 209-1242.

- The Robern Engineered Stone Tops and porcelain sinks are recommended for this vanity.
- Special site preparation is required. Wall bracing and Robern supplied hardware are recommended.
- If a sink will be installed, the plumbing must be roughed into the plumbing cutout area of the vanity. Refer to the sink rough-in and the vanity rough-in for proper placement. The water supply and drain lines must be installed before installing the vanity.