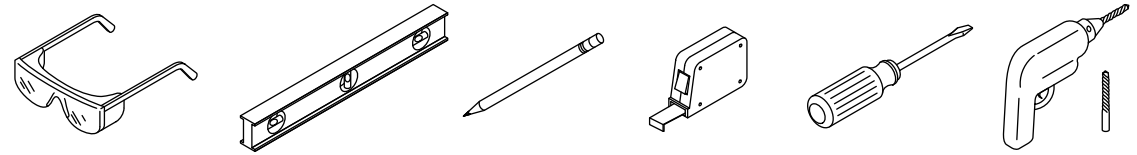


KALLISTA[®]

Installation Guide

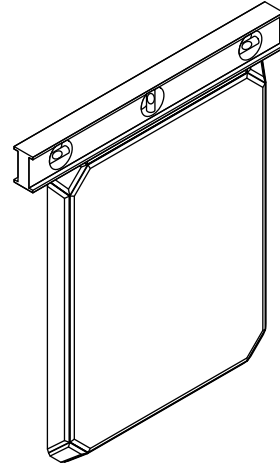


Plus:
• Fasteners

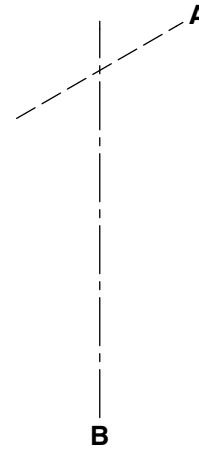
Record your model number below for future reference:

⚠ CAUTION: Risk of property damage. Select the type of fasteners based on wall material. Fasteners must have a minimum of 35 lb (15.88 kg) load bearing. Install fasteners (not provided) through the mounting cleat and into a stud to avoid possible property and product damage. If this is not possible, wall anchors (not provided) must be inserted before installing the fasteners.

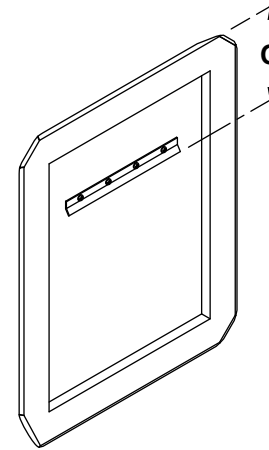
1 Place the mirror in the desired location, making sure it is level. Mark the location.



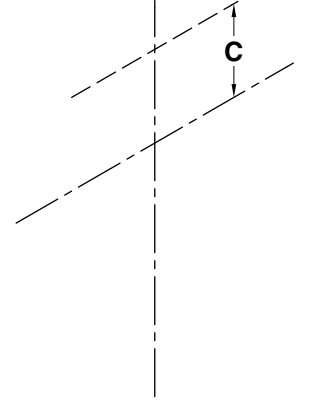
2 Mark the top of the mirror frame "A" and mirror centerline "B" on the wall.



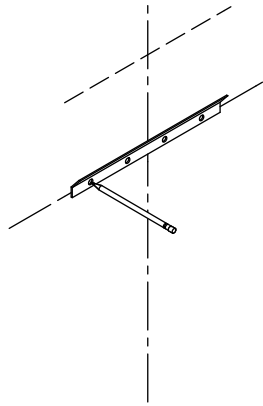
3 Measure the distance from the top of the mirror to the bottom of the cleat on the mirror "C".



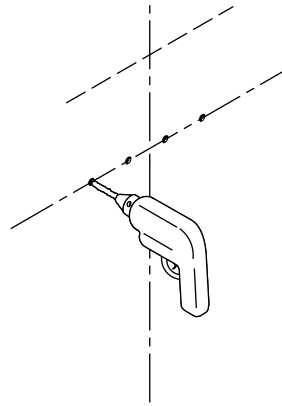
4 Measure distance "C" from the top of the mirror, and mark the location on the wall.



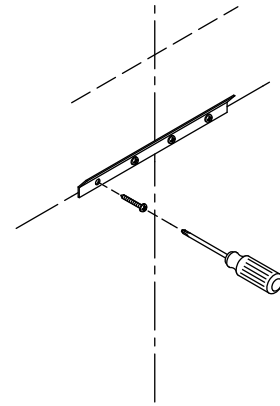
5 Center the mounting cleat along the line, and mark the holes.



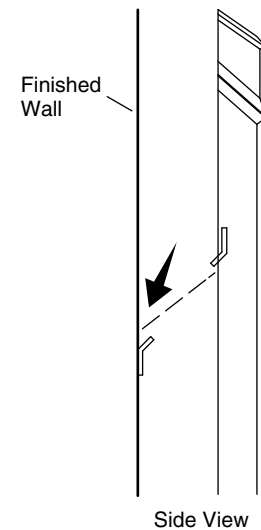
6 Drill the appropriate size holes for the fasteners being used. Install wall anchors (if used).



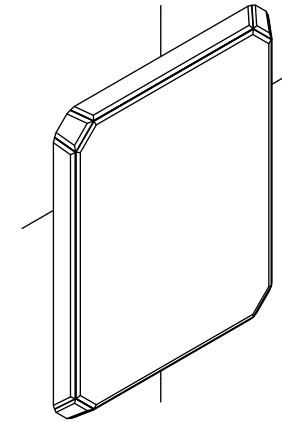
7 Securely attach the cleat to the wall.



8 Install the mirror on the mounting cleat.



9 Remove any visible marks from the wall.



FIVE-YEAR LIMITED WARRANTY

All Kallista products carry Kallista's five-year limited warranty unless otherwise noted.*

Kallista products are warranted to be free of defects in material and workmanship for five years from the date of installation.

Kallista will, at its election, repair, replace or make appropriate adjustment where Kallista inspection discloses any such defects occurring in normal usage within five (5) years after installation. Kallista is not responsible for removal or installation costs. Damages due to improper handling, installation or maintenance are not considered manufacturing defects and are not covered by this warranty. This warranty is valid for the original consumer purchaser only.

To obtain warranty service, contact your Kallista Authorized Showroom.

Products must be maintained and cleaned in accordance with the care and cleaning instructions provided by Kallista. Improper care or cleaning, including damage from the use of abrasive chemicals, will void this warranty. Gloss reduction, scratching, staining and alkaline etching of finishes over time due to use, cleaning practices or water or atmospheric conditions, are not manufacturing defects but are indicative of normal wear and tear. Use of in-tank toilet cleaners will void the warranty.

Implied warranties including that of merchantability and fitness for a particular purpose are expressly limited in duration to the duration of this warranty. Kallista and/or seller disclaims any liability for special, incidental, or consequential damages.

Some states/provinces do not allow limitations on how long an implied warranty lasts, or the exclusion or limitation of special, incidental or consequential damages, so these limitations and exclusions may not apply to you. This warranty gives you specific legal rights. You may also have other rights which vary from state/province to state/province.

This is Kallista's exclusive written warranty.

* Kallista's Hampstead and Stafford vitreous products, stainless steel accessories, and wooden accessories carry a one-year Limited Warranty.

Questions? Problems? For additional assistance, please contact KALLISTA's Customer Service Department at 1-888-4-KALLISTA (1-888-452-5547) or kallista.com.