



WASTELAB[™]
KOHLER

Transcendence Collection

KOHLER WASTELAB[®] X NADA DEBS

TRANSCENDENCE COLLECTION

BY KOHLER WASTELAB® X NADA DEBS

MADE FROM NEARLY 100% RECYCLED
MANUFACTURING MATERIALS, THE
TRANSCENDENCE COLLECTION
EMBODIES OUR JOINT COMMITMENT
TO SUSTAINABLE DESIGN.

This is transcendence pared to its essence:
the simple geometry of an arch, a threshold
beckoning. Design repetition and deepening
color call the mind forward.

Available in crackled Lake or Turquoise. Two
versatile sizes and three design iterations
invite personal expression and discovery.



“WHAT WAS MOST IMPORTANT TO ME WHEN EMBARKING ON THIS NEW, CREATIVE VENTURE WAS THE PURE, SUSTAINABLE MESSAGE THAT THESE TILES SENT. HANDCRAFTED FROM RECYCLED MATERIALS, EACH A WORK OF ART.” – NADA DEBS

**NADA DEBS
GLOBAL DESIGNER AND ARTIST**

Known for work that resonates across cultures and geographies, Nada Debs fuses craft techniques, geometric simplicity, and sustainable practices to create moments of connection and belonging through design.

Nada Debs is committed to design expressions that touch what is universal to the human experience. Handcrafting the Transcendence Collection with nearly 100% recycled manufacturing materials helps preserve the environment that nourishes our humanity.

“ARCHES REFLECT THE ARCHITECTURE OF THE PAST. ONE OF OUR MOST ANCIENT DESIGN ELEMENTS, THE ARCH BY ITS VERY SHAPE CREATES A CALMING, ALMOST SPIRITUAL EFFECT WITHIN A ROOM.”

– NADA DEBS



THE SHAPE OF CONNECTION AND RITUAL

Mimicking the aesthetic of a traditional hammam, the Transcendence Collection offers a visual parallel between the rebirth of waste material and the spiritual and emotional rejuvenation of the hammam experience.




The simple geometry of layered arches and playful modularity of the tile shapes add dimension and adaptability. The design invites quiet contemplation as well as joyful connection.



THE COLORS OF TRANSCENDENCE

Each color—Lake and Turquoise—holds its own energy. Shades of blue carry light and shadow, like sunlight slanting into the sea.

A crackle finish across the full collection complements the dimension and depth of the three tile designs and vibrancy of the two colors.










“MY PALETTE TAKES ITS CUE FROM THE NATURAL WORLD.”
– NADA DEBS

LEFT TO RIGHT

Left Double Arch 3" X 12" Tile in TURQUOISE
Right Single Arch 3" X 12" Tile in TURQUOISE
Left Double Arch 3" X 12" Tile in LAKE
Right Single Arch 3" X 12" Tile in LAKE

“TO ME, GEOMETRY IS A UNIVERSAL LANGUAGE.”

– NADA DEBS



LEFT (TOP TO BOTTOM)

Full Single Arch 6" X 6" Tile in TURQUOISE

Full Double Arch 6" X 6" Tile in TURQUOISE

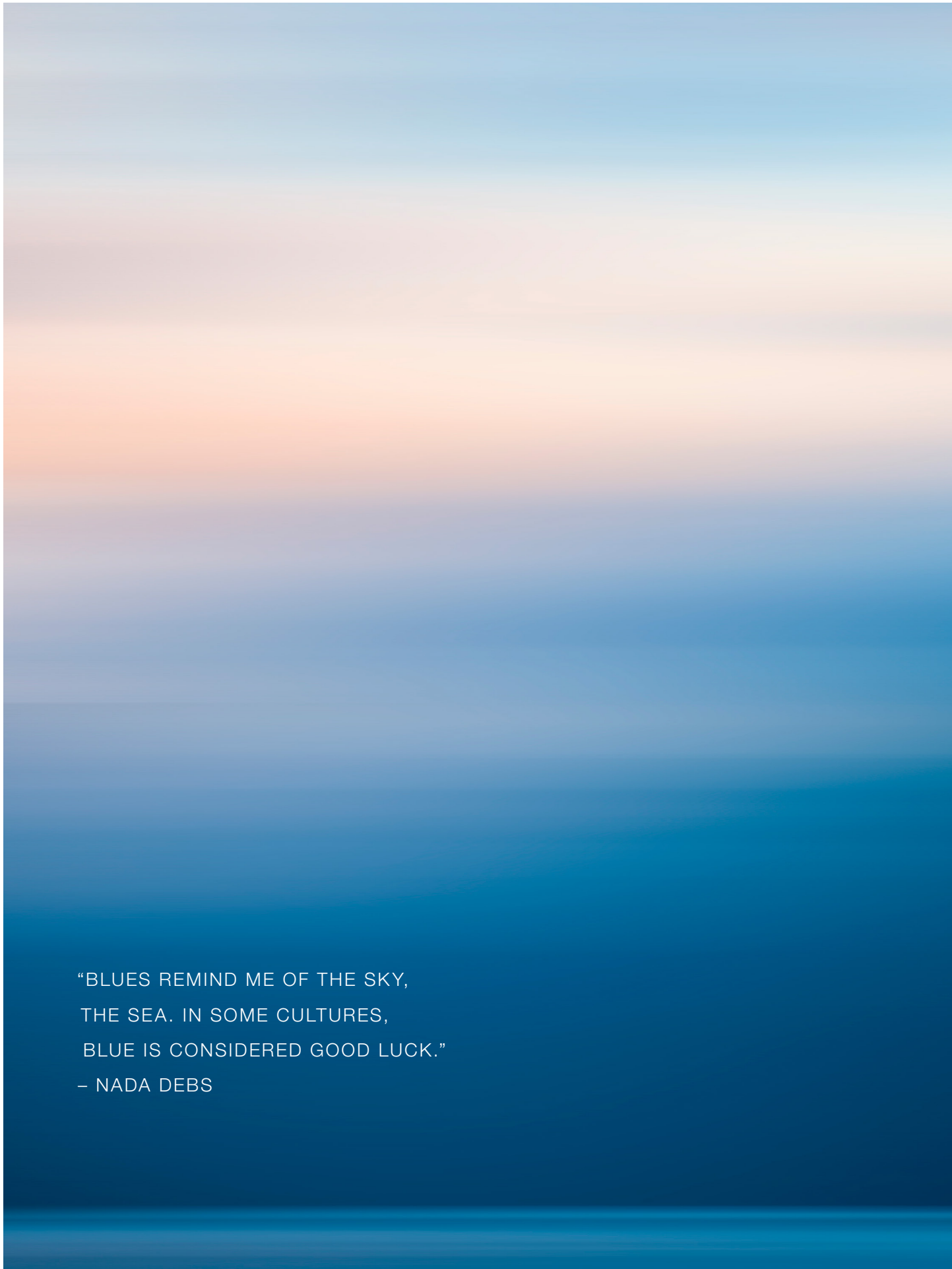
Double Vertical 6" X 6" Tile in TURQUOISE

RIGHT (TOP TO BOTTOM)


Full Single Arch 6" X 6" Tile in LAKE

Full Double Arch 6" X 6" Tile in LAKE


Double Vertical 6" X 6" Tile in LAKE




“BLUES REMIND ME OF THE SKY,
THE SEA. IN SOME CULTURES,
BLUE IS CONSIDERED GOOD LUCK.”
– NADA DEBS



FULL SINGLE ARCH
6" X 6"



FULL DOUBLE ARCH
6" X 6"



DOUBLE VERTICAL
6" X 6"




LEFT SINGLE ARCH
3" X 12"



RIGHT SINGLE ARCH
3" X 12"




LEFT DOUBLE ARCH
3" X 12"




RIGHT DOUBLE ARCH
3" X 12"

Lake


Lake, the stillness of depth. The yin of drawing in toward reflection, rejuvenation.



FULL SINGLE ARCH
6" X 6"



FULL DOUBLE ARCH
6" X 6"



DOUBLE VERTICAL
6" X 6"



LEFT SINGLE ARCH
3" X 12"



RIGHT SINGLE ARCH
3" X 12"




LEFT DOUBLE ARCH
3" X 12"




RIGHT DOUBLE ARCH
3" X 12"

Turquoise

Turquoise, the liveliness of the shore. The yang of expanding out toward connection, conversation.



"THE SEA PUTS ME IN A SPIRITUAL MODE, AND THAT'S WHERE MY CREATIVITY COMES OUT."
- NADA DEBS




ORGANIC BLOOM

Tile Layout	STACKED MULTISIZE VERTICAL III
Colors	LAKE, TURQUOISE
Finish	GLOSS
PRODUCT	
Full Double Arch	6" X 6"
Right Single Arch	3" X 12"
Left Single Arch	3" X 12"
Right Double Arch	3" X 12"
Left Double Arch	3" X 12"



KOHLER WASTELAB X NUNDA DEBS

FRESH EXUBERANCE





Tile Layout STACKED VERTICAL II
 Colors LAKE, TURQUOISE
 Finish GLOSS

PRODUCT

Right Double Arch 3" X 12"
 Left Double Arch 3" X 12"


DREAMY REFLECTIONS




Tile Layout	RUNNING MULTISIZE HORIZONTAL
Colors	LAKE
Finish	GLOSS
PRODUCT	
Full Single Arch	6" X 6"
Full Double Arch	6" X 6"
Left Single Arch	3" X 12"
Right Single Arch	3" X 12"

LUSH ABUNDANCE

KOHLER WASTELAB® X NADA DEBS



Tile Layout STACKED VERTICAL I
Colors TURQUOISE
Finish GLOSS
PRODUCT
Full Double Arch 6" X 6"
Double Vertical 6" X 6"



Transcendence Collection

FILTER CAKE IS SIFTED INTO FINE DUST TO CREATE NEW TILE BODIES.



PRESSED TILE BODIES HARDEN AND SLIP FROM THEIR MOLDS.

BROKEN PRODUCT PIECES ARE GROUND INTO PEA-SIZE PIECES.



RECYCLED POTTERY PIECES.

THE MAKING OF TRANSCENDENCE

Nada Debs collaborated closely with the KOHLER WasteLAB® team, pushing the possibilities of making sustainable, handcrafted tile.



AS A RESULT, EACH TILE IN THE TRANSCENDENCE COLLECTION IS CREATED USING CLOSE TO 100% RECYCLED MANUFACTURING MATERIALS.

WASTE MATERIAL IS BROKEN DOWN INTO SMALL FRAGMENTS.



THE HANDCRAFTED PROCESS ENSURES EACH TILE IS UNIQUE.

RECYCLED SPRAY ENAMEL.



Handcrafted Beauty

In the KOHLER WasteLAB® studio, everything—from mixing materials to pressing molds, and from glazing to firing—is carried out by hands skilled in tile craft. As each tile moves through the phases of making, the human hand is there, shaping the story.

The WasteLAB Mission


Taking cues from the circular systems of nature where waste simply doesn't exist, the KOHLER WasteLAB studies manufacturing waste streams with the purpose of achieving net-zero waste to landfill for Kohler's global operations by 2035. In 2023 alone, 8.39 metric tons of waste were diverted.

Join us on the journey to more sustainable living.



RECYCLED FOUNDRY DUST.





Form WF509350
© 2024 Kohler Co.
Kohler, Wisconsin 53044
Printed in U.S.A.
1-800-4-KOHLER
(1-800-456-4537)