


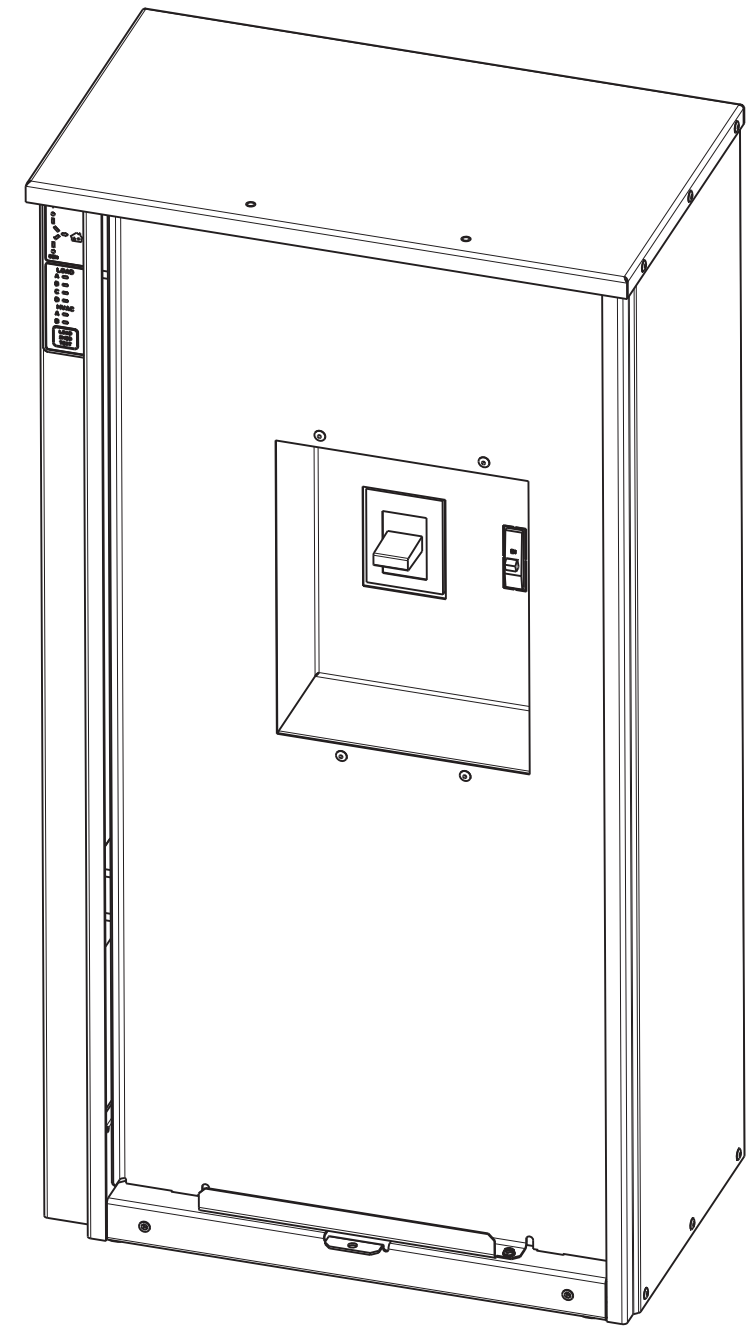
FRONT VIEW



BACK VIEW

300-400A
MODEL RXT
SERVICE ENTRANCE
TYPE 3R ENCLOSURE

Ø10 [0.4]
MTG HOLES



400A SHOWN
COVER NOT SHOWN

DIMENSION IN [] ARE INCHES.
FINISH: ANSI 49 GRAY
REFER TO OPERATOR'S MANUAL PRIOR TO
INSTALLATION AND OPERATION OF UNIT.
APPROXIMATE WEIGHT 46 Kg (101 LBS.)

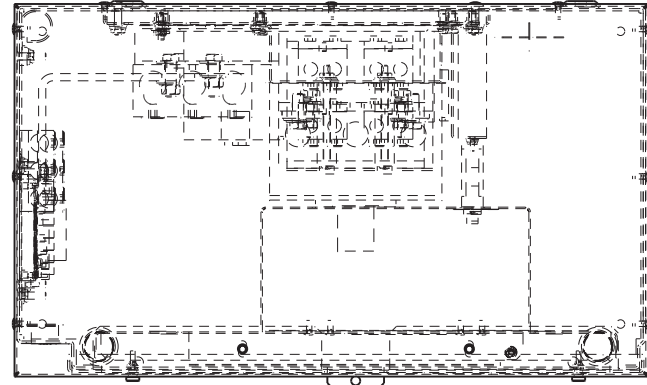
REV	DATE	ON COMPOSITE DWGS. SEE PART NO. FOR REVISION LEVEL	BY
-	4-4-14	NEW DRAWING [CT88602]	BTW
A	6-16-16	LOGO REMOVED [CT148955]	BTW
B	1-12-18	SEE SHEET 2 [CT183021]	BTW
C	4-10-18	SEE SHEET 2 [CT186526]	RMJ

UNLESS OTHERWISE SPECIFIED -	
1) DIMENSIONS ARE IN MILLIMETERS	2) TOLERANCES ARE:
X.XX ± 0.25	
X.X ± 1.0	
X ± 1.5	
ANGLES ± 0° 30'	MAX.
THIRD ANGLE PROJECTION	
APPROVALS	DATE
DRAWN BTW	4-4-14
CHECKED BTW	4-4-14
APPROVED MTL	4-4-14

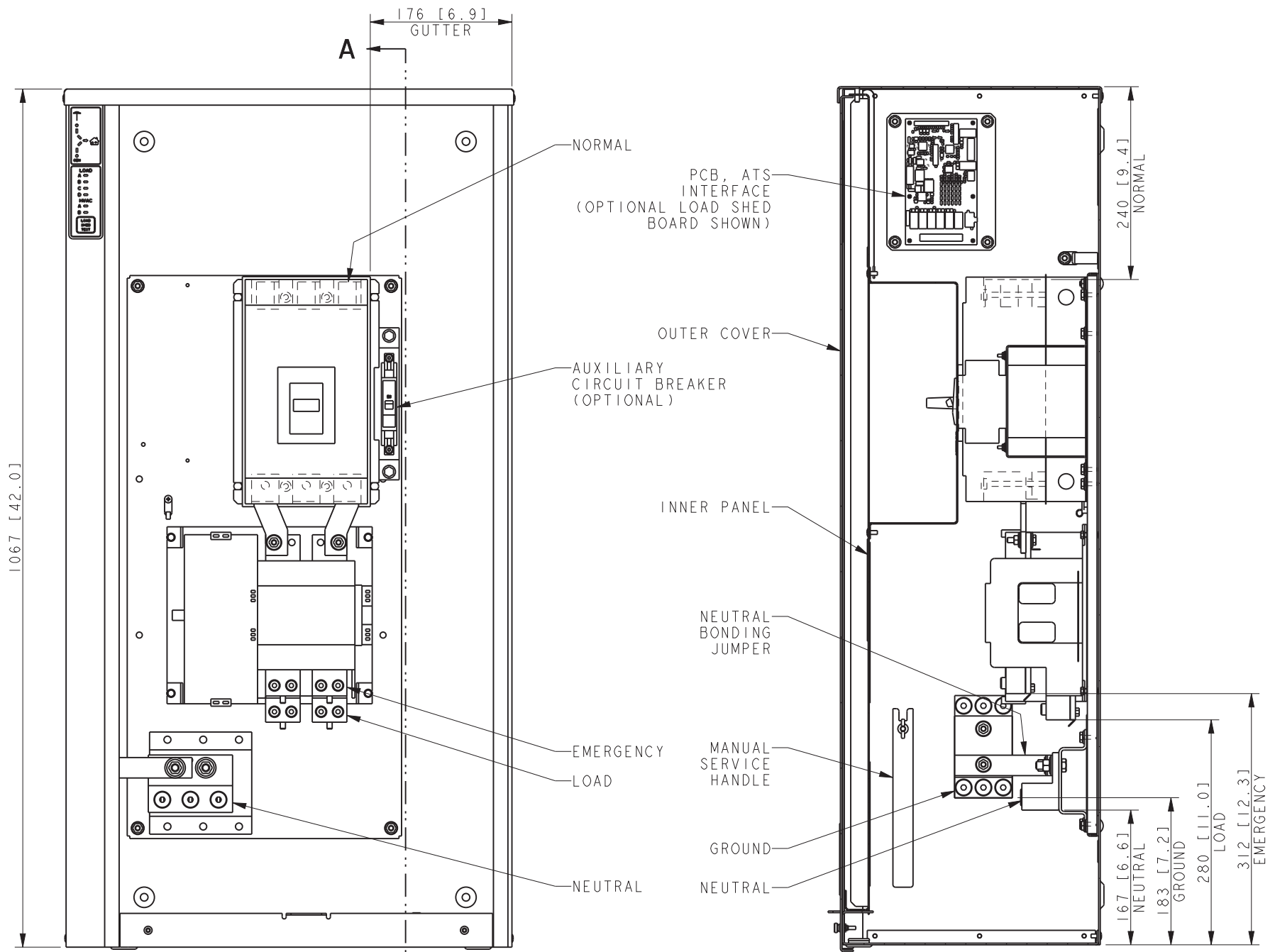
KOHLER CO. METRIC PRO-E
POWER SYSTEMS, KOHLER, WI 53044 U.S.A.
THIS DRAWING IN DESIGN AND DETAIL IS KOHLER CO. PROPERTY AND MUST NOT BE USED EXCEPT IN CONNECTION WITH KOHLER CO. WORK. ALL RIGHTS OF DESIGN OR INVENTION ARE RESERVED.

TITLE
DIMENSION PRINT, 400A, SE, SINGLE PH

SCALE 0.30 CAD NO. SHEET 1 of 2
DWG NO. **ADV-8694** **D**



A: SCREW TYPE TERMINALS FOR EXTERNAL POWER CONNECTION				
SWITCH RATING (AMPS)	RANGE OF AL-CU WIRE SIZES			
	NORMAL (PER PHASE)	EMERGENCY / LOAD (PER PHASE)	NEUTRAL	GROUND
300-400	(1) #1-600 KCMIL (2) #1-250 KCMIL	(2) #6-250 KCMIL	(3) #4-600 KCMIL OR (6) 1/0-250 KCMIL	(6) #6-3/0 AWG
TORQUE	375 lbf-in (42.4 Nm)	275 lbf-in (31.1 Nm)	UP TO 250 KCMIL 275 lbf-in (31.1 Nm) 300 CKMIL TO 600 KCMIL 500 lbf-in (56.5 Nm)	275 lbf-in (31.1 Nm)



300-400A
INNER PANEL &
COVER REMOVED TO SHOW DETAIL

SECTION A-A

REV	DATE	ON COMPOSITE DWGS. SEE PART NO. FOR REVISION LEVEL	BY	UNLESS OTHERWISE SPECIFIED - 1) DIMENSIONS ARE IN MILLIMETERS 2) TOLERANCES ARE:
-	4-4-14	NEW DRAWING [CT88602]	BTW	X.XX ± 0.25 X.X ± 1.0 X ± 1.5
A	6-16-16	SEE SHEET 1 [CT148955]	BTW	ANGLES ± 0° 30' MAX. SURFACE FINISH
B	1-12-18	(D-2) (6) #6-3/0 AWG WAS (3) #6-3/0 AWG; (B-6) AUXILIARY CIRCUIT BREAKER ADDED; [CT183021]	BTW	THIRD ANGLE PROJECTION
C	4-10-18	(D-4) TABLE C UPDATED [CT186526]	RMJ	
				APPROVALS DATE
				DRAWN BTW 4-4-14
				CHECKED BTW 4-4-14
				APPROVED MTL 4-4-14

KOHLER CO. METRIC PRO-E
POWER SYSTEMS, KOHLER, WI 53044 U.S.A.
THIS DRAWING IN DESIGN AND DETAIL IS KOHLER CO. PROPERTY AND MUST NOT BE USED EXCEPT IN CONNECTION WITH KOHLER CO. WORK. ALL RIGHTS OF DESIGN OR INVENTION ARE RESERVED.

TITLE: DIMENSION PRINT, 400A, SE, SINGLE PH
SCALE: 0.30 CAD NO. SHEET 2 of 2
DWG NO. ADV-8694