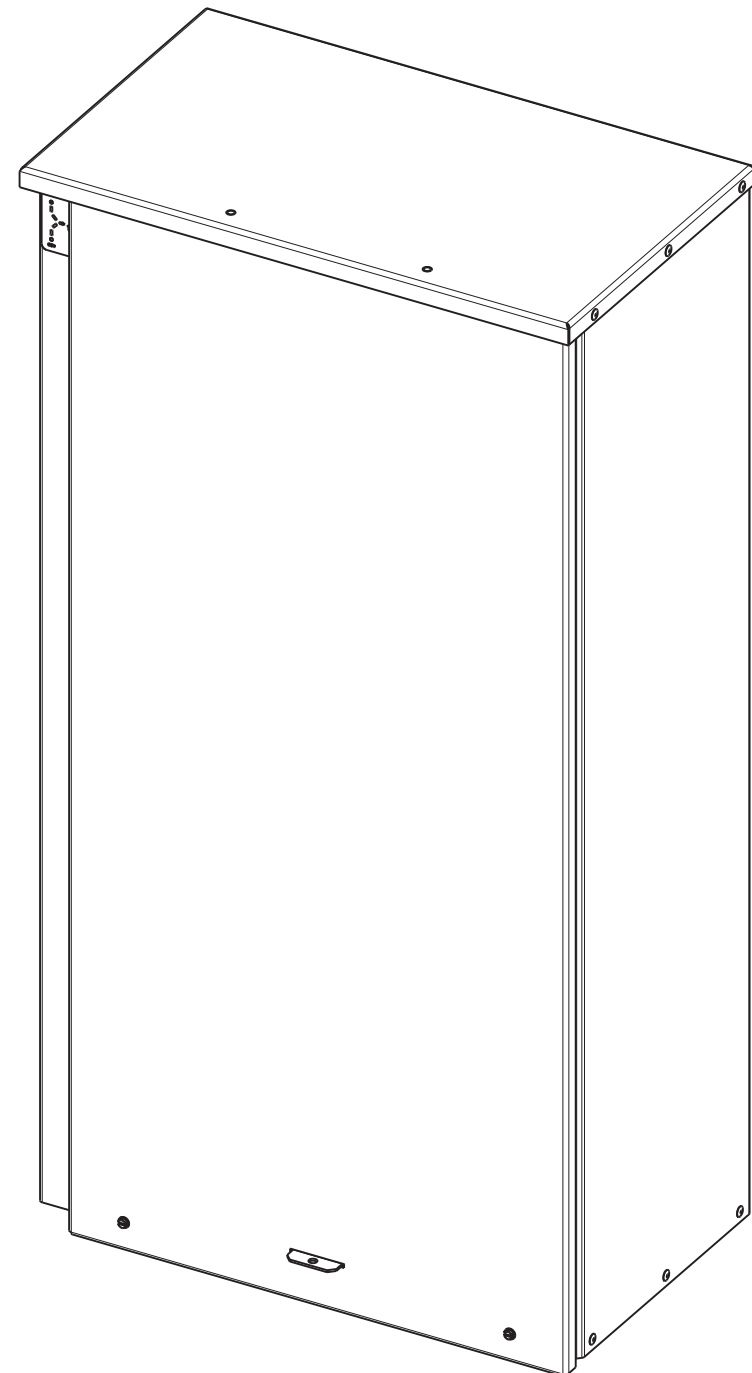
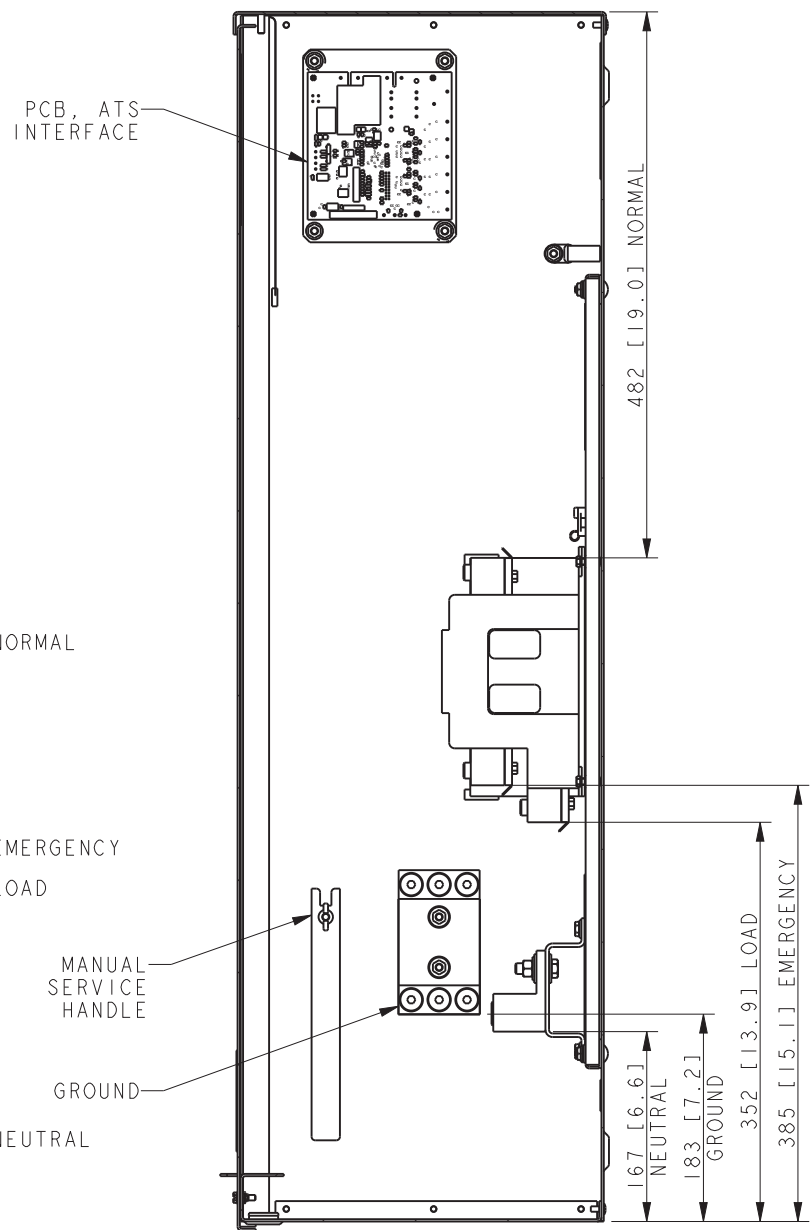
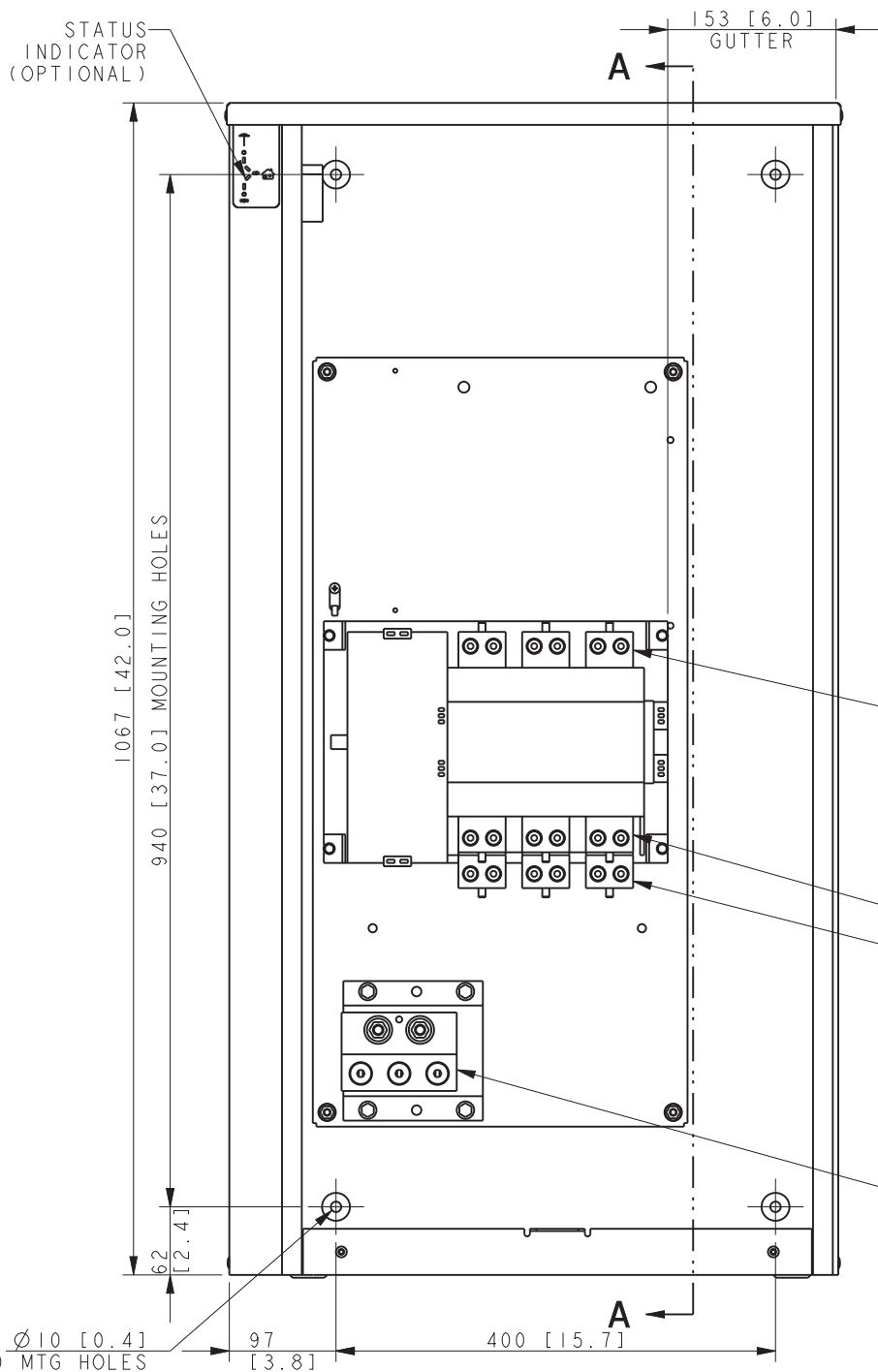
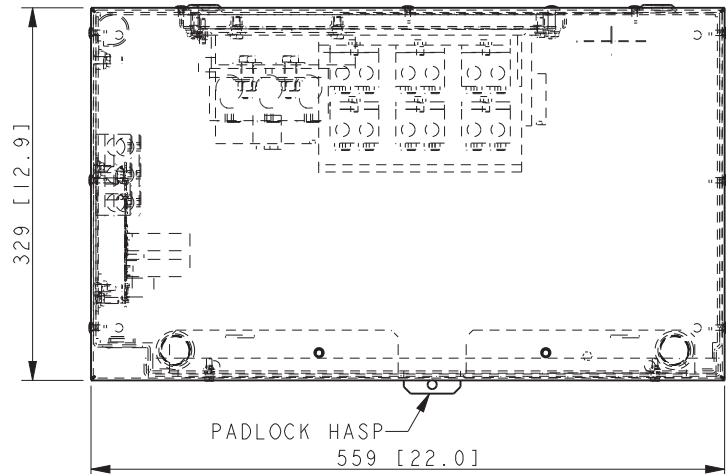


A: SCREW TYPE TERMINALS FOR EXTERNAL POWER CONNECTION			
SWITCH RATING (AMPS)	RANGE OF AL-CU WIRE SIZES		
	CONTACTOR (PER PHASE)	NEUTRAL	GROUND
400	(2) #6-250 KCMIL	(3) #4-600 KCMIL OR (6) 1/0-250 KCMIL	(6) #6-3/0 AWG
TORQUE	275 lbf-in (31.1 Nm)	UP TO 250 KCMIL 275 lbf-in (31.1 Nm) 250 KCMIL TO 600 KCMIL 500 lbf-in (56.5 Nm)	275 lbf-in (31.1 Nm)



DIMENSION IN [] ARE INCHES.
 FINISH: ANSI 49 GRAY
 REFER TO OPERATOR'S MANUAL PRIOR TO INSTALLATION AND OPERATION OF UNIT.
 APPROXIMATE WEIGHT 41 Kg (90 LBS.)

REV	DATE	ON COMPOSITE DWGS. SEE PART NO. FOR REVISION LEVEL	BY	UNLESS OTHERWISE SPECIFIED - 1) DIMENSIONS ARE IN MILLIMETERS 2) TOLERANCES ARE:	TITLE
-	4-3-14	NEW DRAWING [CT88602]	BTW	X.XX ± 0.25	KOHLER CO. METRIC PRO-E POWER SYSTEMS, KOHLER, WI 53044 U.S.A. THIS DRAWING IN DESIGN AND DETAIL IS KOHLER CO. PROPERTY AND MUST NOT BE USED EXCEPT IN CONNECTION WITH KOHLER CO. WORK. ALL RIGHTS OF DESIGN OR INVENTION ARE RESERVED. DIMENSION PRINT, 400A 3 POLE, 240V
A	6-16-16	LOGO REMOVED [CT148955]	BTW	X.X ± 1.0	
B	1-12-18	GROUND VIEW UPDATED, (D-3) (6) #6-3/0 AWG WAS, (3) #6-3/0 AWG; [CT183021]	BTW	X ± 1.5	
C	4-10-18	(D-5) TABLE UPDATED [CT186526]	RMJ	ANGLES ± 0° 30' MAX.	
				THIRD ANGLE PROJECTION	SCALE 0.30 CAD NO. SHEET 1 of 1
				APPROVALS DATE	ADV-8692 D
				DRAWN BTW 4-3-14	
				CHECKED BTW 4-3-14	
				APPROVED MTL 4-3-14	

400A
 3P, 208-240V
 MODEL RXT
 TYPE 3R ENCLOSURE

400A CONTACTOR
 (COVER REMOVED TO SHOW DETAIL)

SECTION A-A