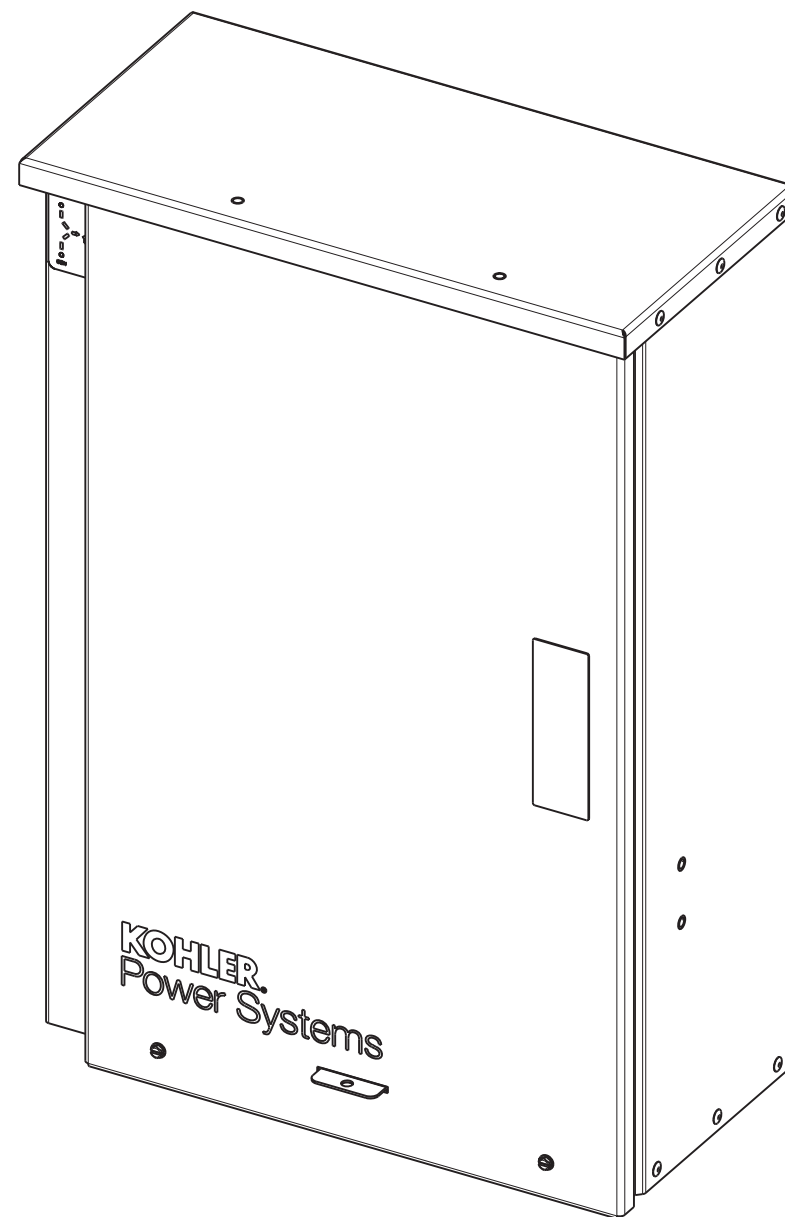
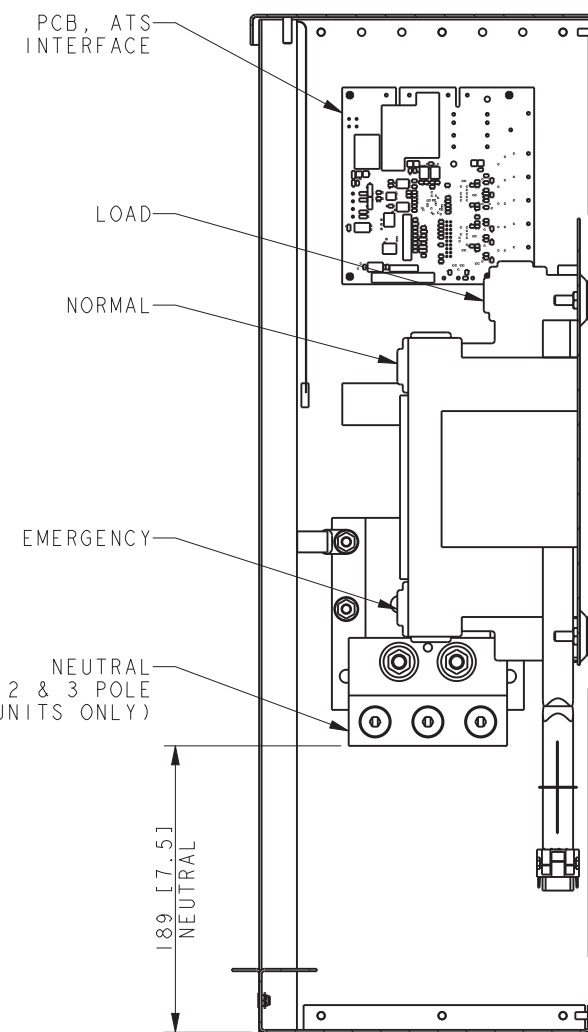
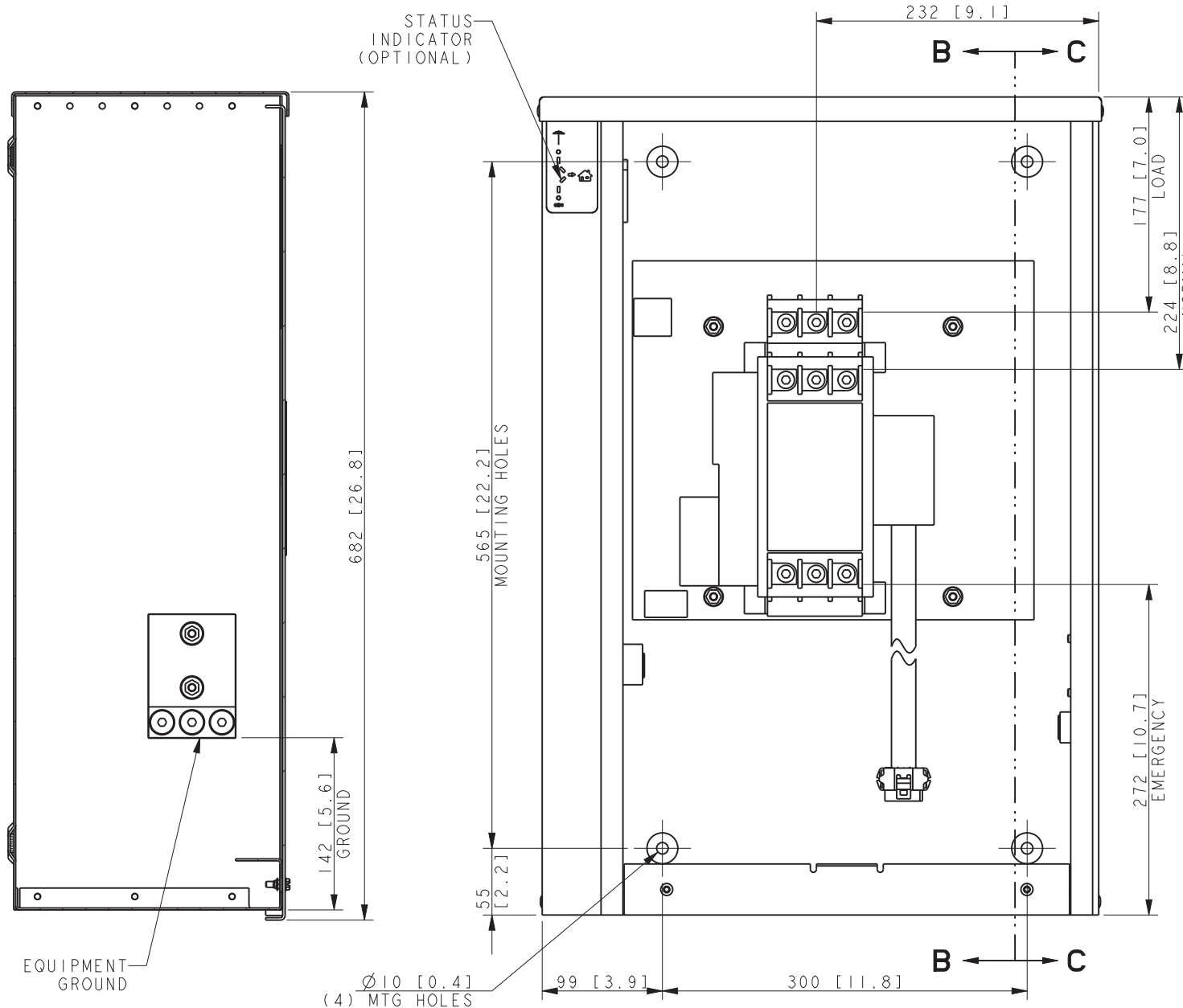


SWITCH RATING (AMPS)	SCREW TYPE TERMINALS FOR EXTERNAL POWER CONNECTION		
	RANGE OF AL-CU WIRE SIZES		
	CONTACTOR (PER PHASE)	NEUTRAL (2 & 3 POLE)	GROUND
100	(1) #14-1/0 AWG	(3) #4-600 KCMIL OR (6) 1/0-250 KCMIL	(3) #6-3/0 AWG
200	(1) #6-250 KCMIL	(3) #4-600 KCMIL OR (6) 1/0-250 KCMIL	(3) #6-3/0 AWG



DIMENSION IN [] ARE INCHES.
 FINISH: ANSI 49 GRAY
 REFER TO OPERATOR'S MANUAL PRIOR TO INSTALLATION AND OPERATION OF UNIT.
 100 AMP APPROXIMATE WEIGHT 14 Kg (30 LBS.)
 200 AMP APPROXIMATE WEIGHT 14 Kg (30 LBS.)

100/200A CONTACTOR
(COVER REMOVED TO SHOW DETAIL)

MODEL RXT
100-200A, 3 PHASE
STANDARD TRANSITION
TYPE 3R ENCLOSURE

REV	DATE	ON COMPOSITE DWGS. SEE PART NO. FOR REVISION LEVEL	BY
-	4-3-14	NEW DRAWING [CT88602]	BTW

UNLESS OTHERWISE SPECIFIED -
 1) DIMENSIONS ARE IN MILLIMETERS
 2) TOLERANCES ARE:
 X.XX ± 0.25
 X.X ± 1.0
 X ± 1.5
 ANGLES ± 0° 30' MAX.
 SURFACE FINISH
 THIRD ANGLE PROJECTION

APPROVALS	DATE
BTW	4-3-14
BTW	4-3-14
MTL	4-3-14

KOHLER CO. METRIC PRO-E
 POWER SYSTEMS, KOHLER, WI 53044 U.S.A.
 THIS DRAWING IN DESIGN AND DETAIL IS KOHLER CO. PROPERTY AND MUST NOT BE USED EXCEPT IN CONNECTION WITH KOHLER CO. WORK. ALL RIGHTS OF DESIGN OR INVENTION ARE RESERVED.

TITLE: **DIMENSION PRINT 100-200A, 3 PHASE**

SCALE 0.40 CAD NO. SHEET 1 of 1
 DWG NO. **ADV-8689**