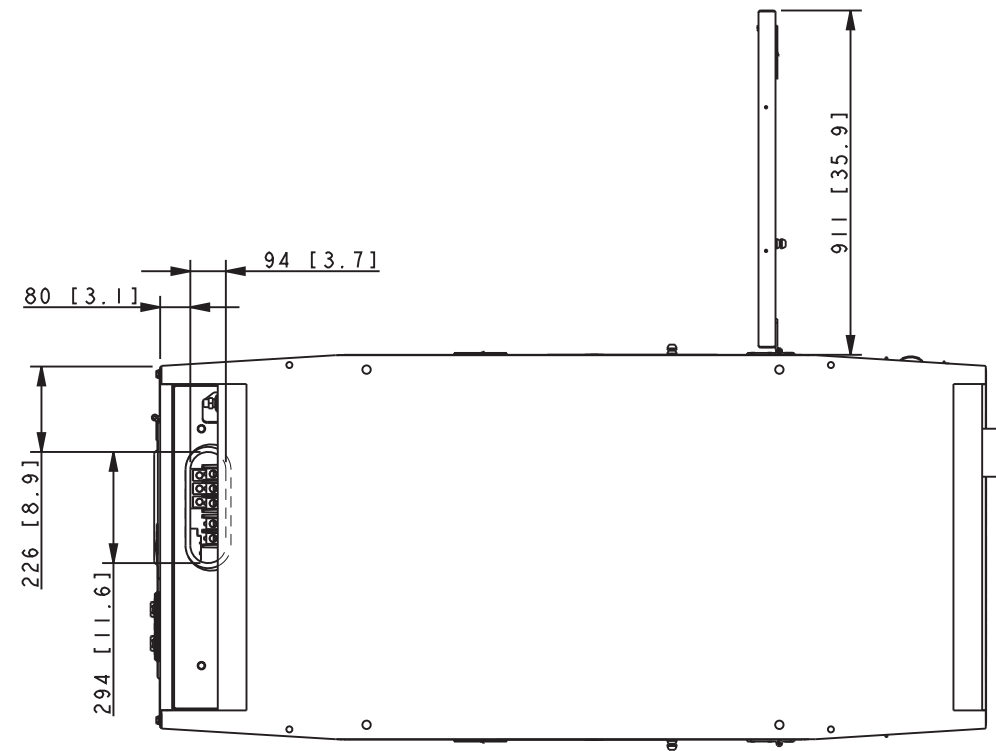
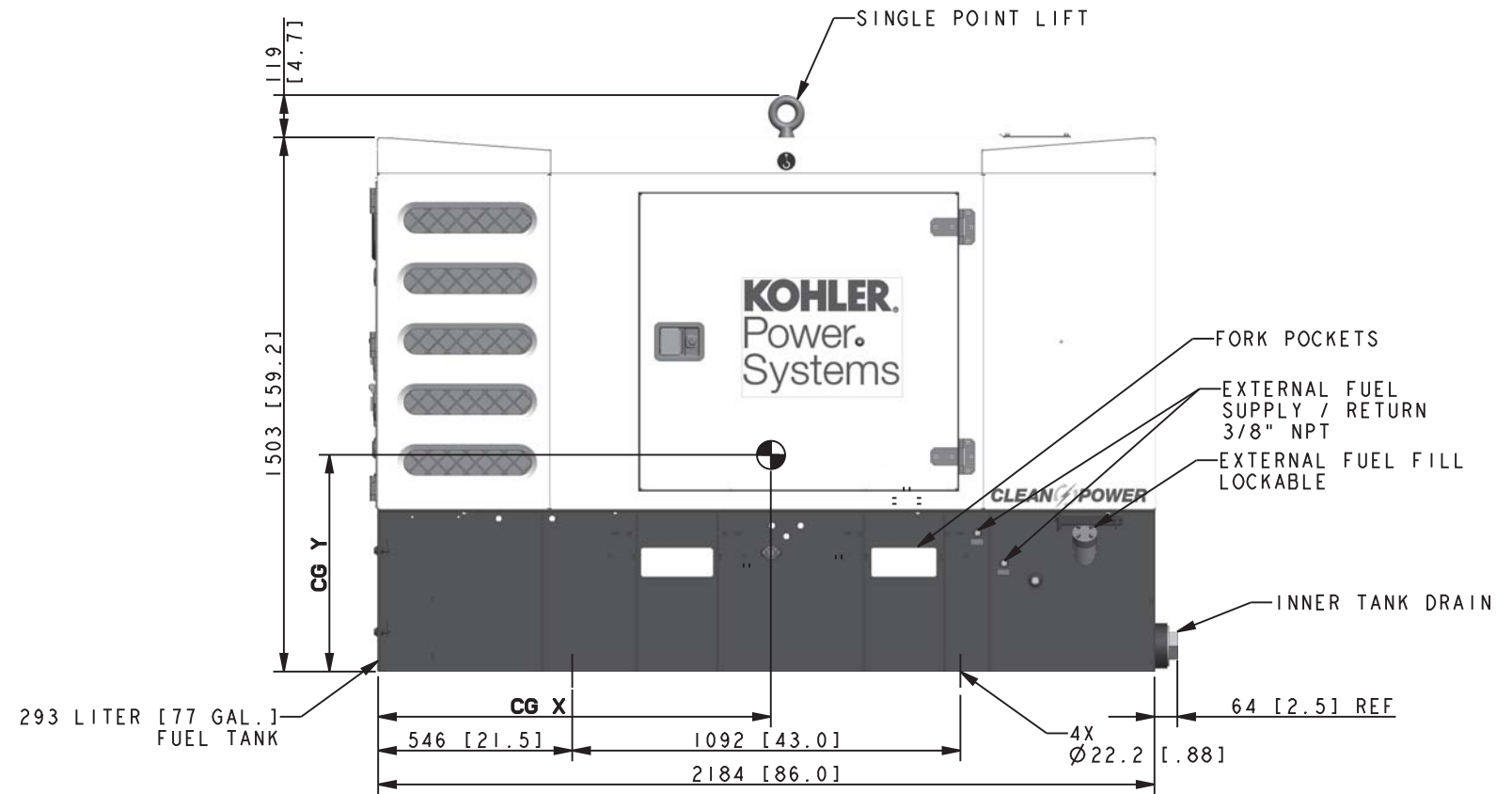
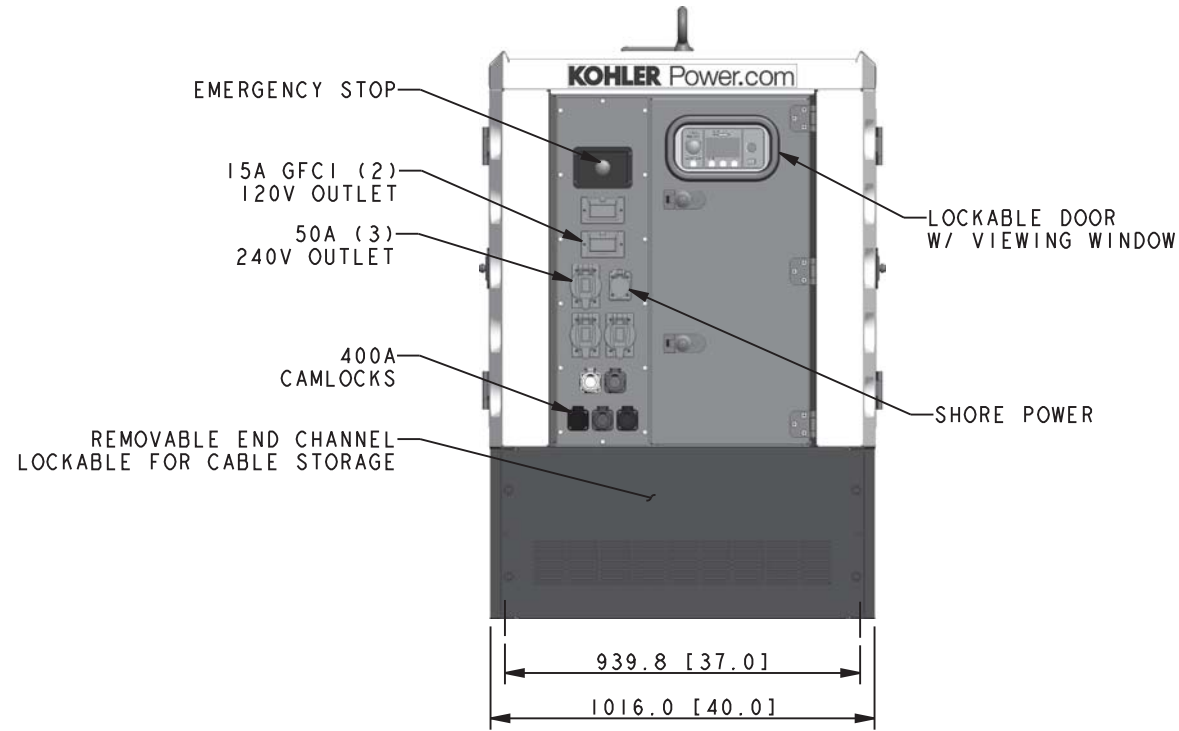


| CENTER OF GRAVITY DIMENSIONS | | WEIGHT DRY KG [LBS] | WEIGHT WET KG [LBS] |
|------------------------------|-------------|------------------------|------------------------|
| MODEL | CG X | CG Y | |
| 35 REOZT4 | 1118 [44.0] | 610 [24.0] | 1374 [3030] |
| 45 REOZT4 | 1105 [43.5] | 610 [24.0] | 1420 [3130] |

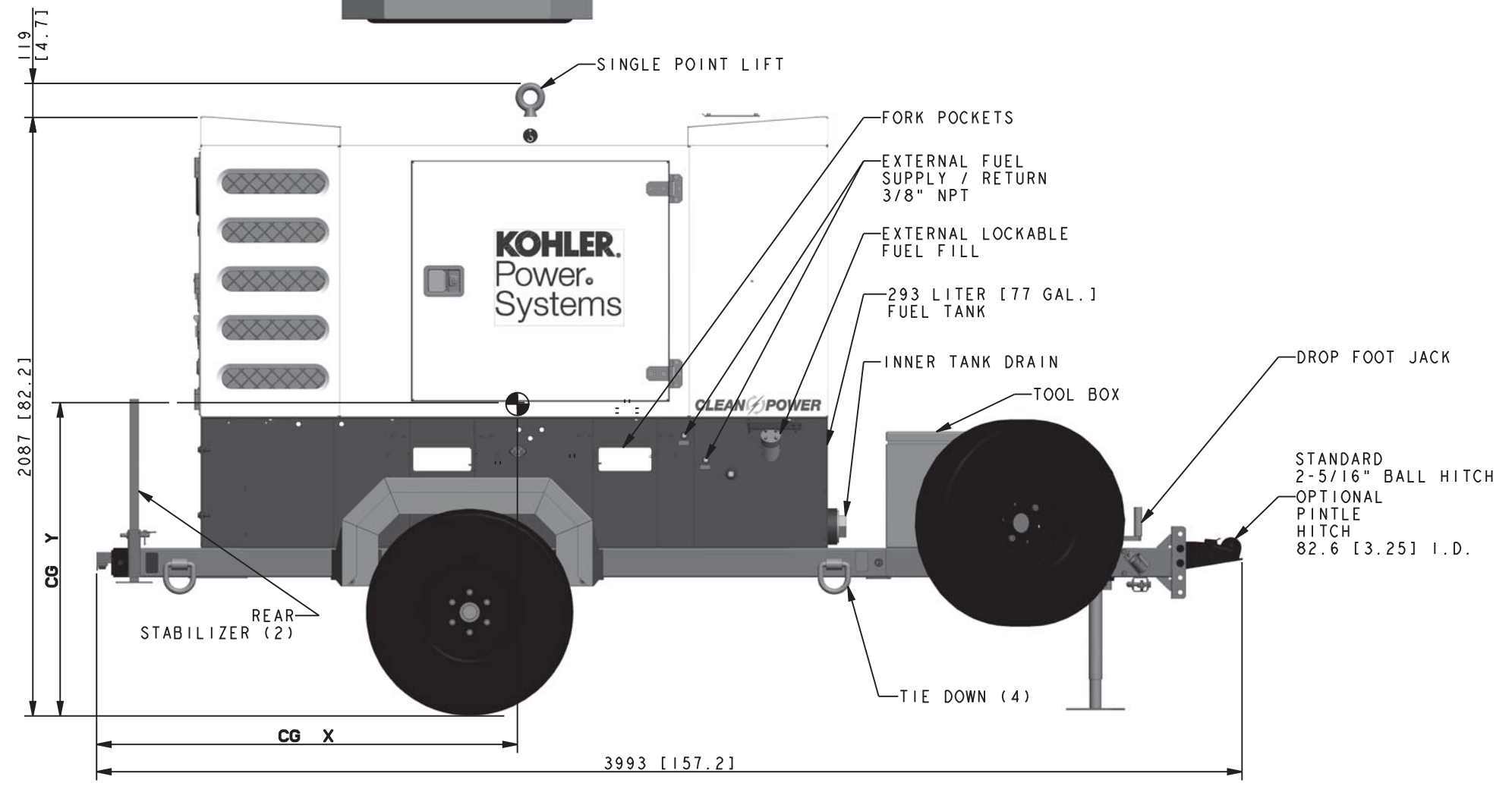
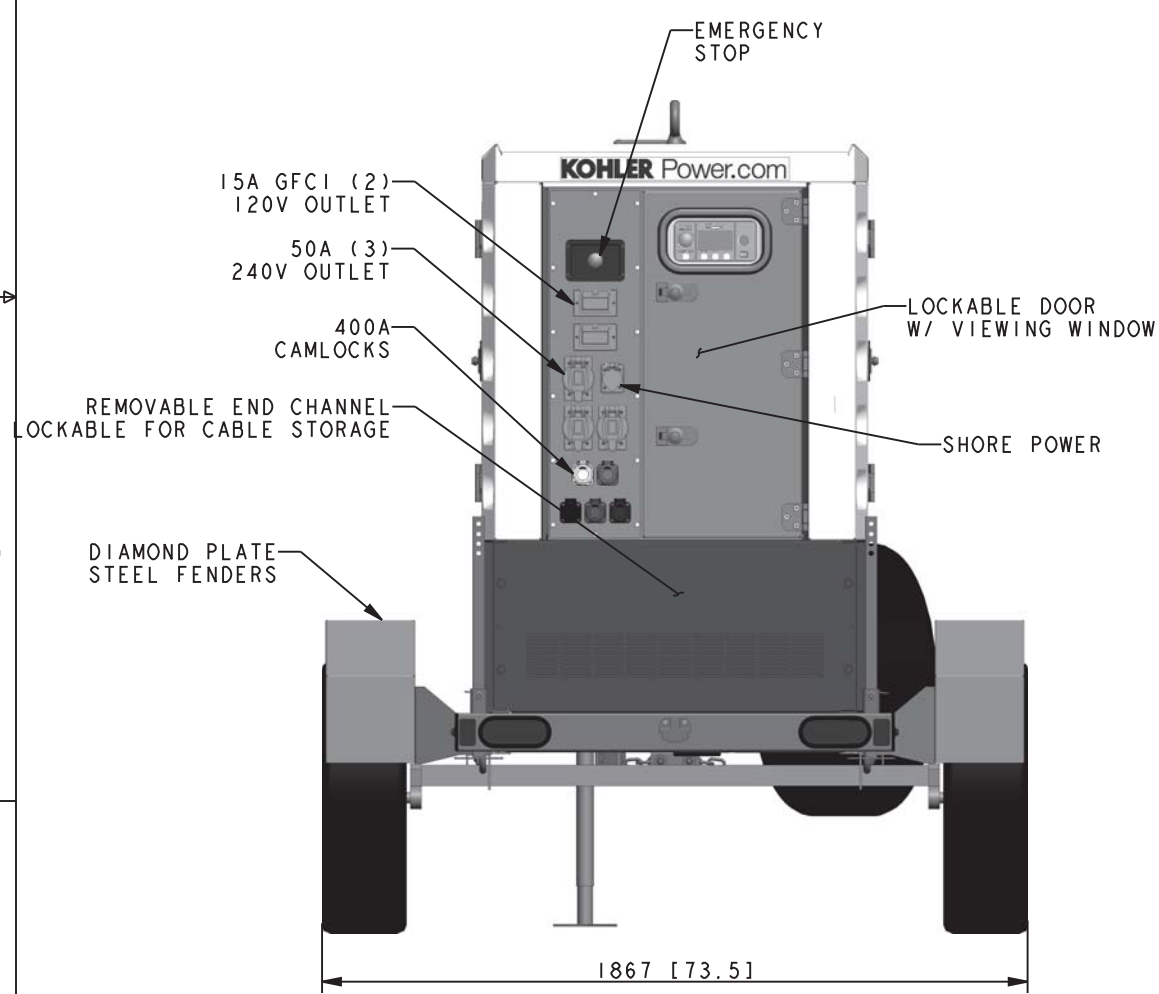
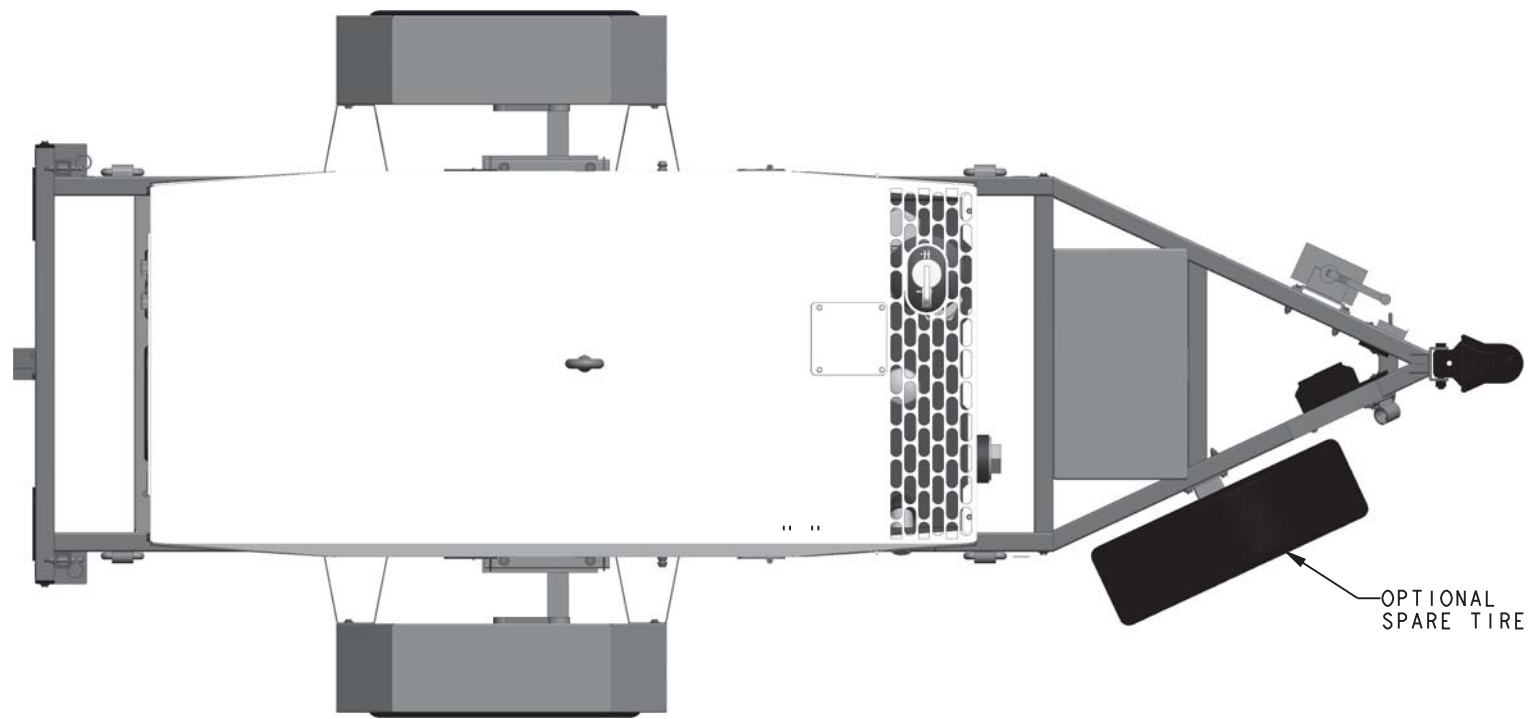


WET WEIGHT INCLUDES ENGINE FLUIDS, EXCLUDING FUEL WEIGHT.
DIMENSIONS IN [] ARE ENGLISH EQUIVALENTS

| REV | DATE | ON COMPOSITE DWGS. SEE PART NO. FOR REVISION LEVEL | BY | UNLESS OTHERWISE SPECIFIED - 1) DIMENSIONS ARE IN MILLIMETERS 2) TOLERANCES ARE: | KOHLER CO. METRIC PRO-E POWER SYSTEMS, KOHLER, WI 53044 U.S.A. THIS DRAWING IN DESIGN AND DETAIL IS KOHLER CO. PROPERTY AND MUST NOT BE USED EXCEPT IN CONNECTION WITH KOHLER CO. WORK. ALL RIGHTS OF DESIGN OR INVENTION ARE RESERVED. |
|-----|--------|--|-----|--|--|
| - | 8-5-13 | NEW DRAWING [CT54302] | DJV | X.XX ± X.X ± X ± ANGLES ± SURFACE FINISH MAX. | |
| | | | | THIRD ANGLE PROJECTION | TITLE |
| | | | | APPROVALS | DATE |
| | | | | DRAWN | 8-5-13 |
| | | | | CHECKED | 8-5-13 |
| | | | | APPROVED | 8-5-13 |
| | | | | | SCALE 0.10 CAD NO. SHEET 1 of 4 ADV-8510 |

STANDARD TOWABLE
35/45 REOZT4

| CENTER OF GRAVITY DIMENSIONS | | WEIGHT DRY KG [LBS] | WEIGHT WET KG [LBS] |
|------------------------------|-------------|------------------------|------------------------|
| MODEL | CG X | CG Y | |
| 35 REOZT4 | 1480 [58.3] | 1083 [42.6] | 1701 [3750] |
| 45 REOZT4 | 1467 [57.8] | 1083 [42.6] | 1746 [3850] |



WET WEIGHT INCLUDES ENGINE FLUIDS, EXCLUDING FUEL WEIGHT.
DIMENSIONS IN [] ARE ENGLISH EQUIVALENTS

| REV | DATE | ON COMPOSITE DWGS. SEE PART NO. FOR REVISION LEVEL | BY |
|-----|--------|--|-----|
| - | 8-5-13 | NEW DRAWING [CT54302] | DJV |

UNLESS OTHERWISE SPECIFIED -
1) DIMENSIONS ARE IN MILLIMETERS
2) TOLERANCES ARE:
X.XX ±
X.X ±
X ±
ANGLES ±

SURFACE FINISH
MAX.

THIRD ANGLE
PROJECTION

| APPROVALS | DATE |
|-----------|--------|
| DJV | 8-5-13 |
| DJV | 8-5-13 |
| JDZ | 8-5-13 |

KOHLER CO. METRIC PRO-E

POWER SYSTEMS, KOHLER, WI 53044 U.S.A.
THIS DRAWING IN DESIGN AND DETAIL IS KOHLER CO.
PROPERTY AND MUST NOT BE USED EXCEPT IN
CONNECTION WITH KOHLER CO. WORK. ALL RIGHTS OF
DESIGN OR INVENTION ARE RESERVED.

TITLE
DIMENSION PRINT, 35/45 REOZT4

SCALE 0.10 CAD NO. SHEET 2 of 4
DWG NO. **ADV-8510** D

