

Features

- Superior spray performance with Katalyst air-induction spray technology delivers a luxurious and drenching “rain” experience.
- Optimized sprayface creates a denser uniform spray pattern for consistent coverage and feeling of warmth.
- MasterClean™ sprayface with translucent nozzles is easy to clean.
- 2.0 gpm (gallons per minute) flow rate.
- 1/2-inch NPT connection.
- Requires K-7392, K-7394, or K-7396 showerarm (sold separately).

Material

- Solid-brass construction.
- KOHLER finishes resist corrosion and tarnishing.

Installation

- Ceiling-mount

Optional Accessories

7392
7394
7396
10124



Codes/Standards






ASME A112.18.1/CSA B125.1
DOE - Energy Policy Act 1992

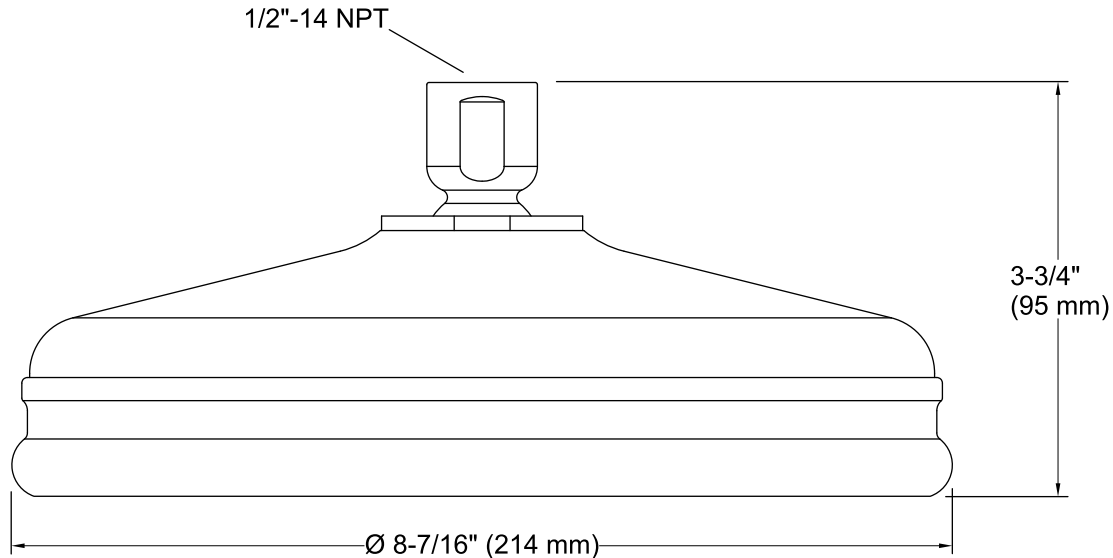
Kohler Faucet Lifetime Limited Warranty

See website for detailed warranty information.

Available Color/Finishes

Color tiles intended for reference only.

Color	Code	Description
	CP	Polished Chrome
	SN	Vibrant® Polished Nickel
	BN	Vibrant® Brushed Nickel
	BV	Vibrant® Brushed Bronze
	2BZ	Oil-Rubbed Bronze



Technical Information

All product dimensions are nominal.

Showerhead:

Rated maximum flow: 2 gal/min (7.6 l/min)

Notes

Install this product according to the installation guide.

NOTICE: To ensure your valve will provide safety at the lowest flow rates, choose an automatic compensating valve with the appropriate minimum flow rating. For a showerhead rated at 2.0 gal/min (7.6 l/min) maximum, use with an automatic compensating valve rated at 1.6 gal/min (6.1 l/min) or less.