

Features

- Metal construction.
- Brass valve bodies.
- Cross handles.
- 5" (127 mm) spout reach.
- Pop-up drain with lift rod and tailpiece.
- For 8" (203 mm) or 16" (406 mm) centers.
- Reversible quarter-turn washerless ceramic disc valves.
- Lower flow aerator options are available. (Please refer to the Kohler Price Book).
- 1.2 gal/min (4.5 l/min) maximum flow rate [max at 60 psi (4.14 bar)].



ADA **OBC**

Codes/Standards

ASME A112.18.1/CSA B125.1

NSF 61

NSF 372

All applicable US Federal and State material regulations

DOE - Energy Policy Act 1992

EPA WaterSense®

California Energy Commission (CEC)

ADA

ICC/ANSI A117.1






OBC

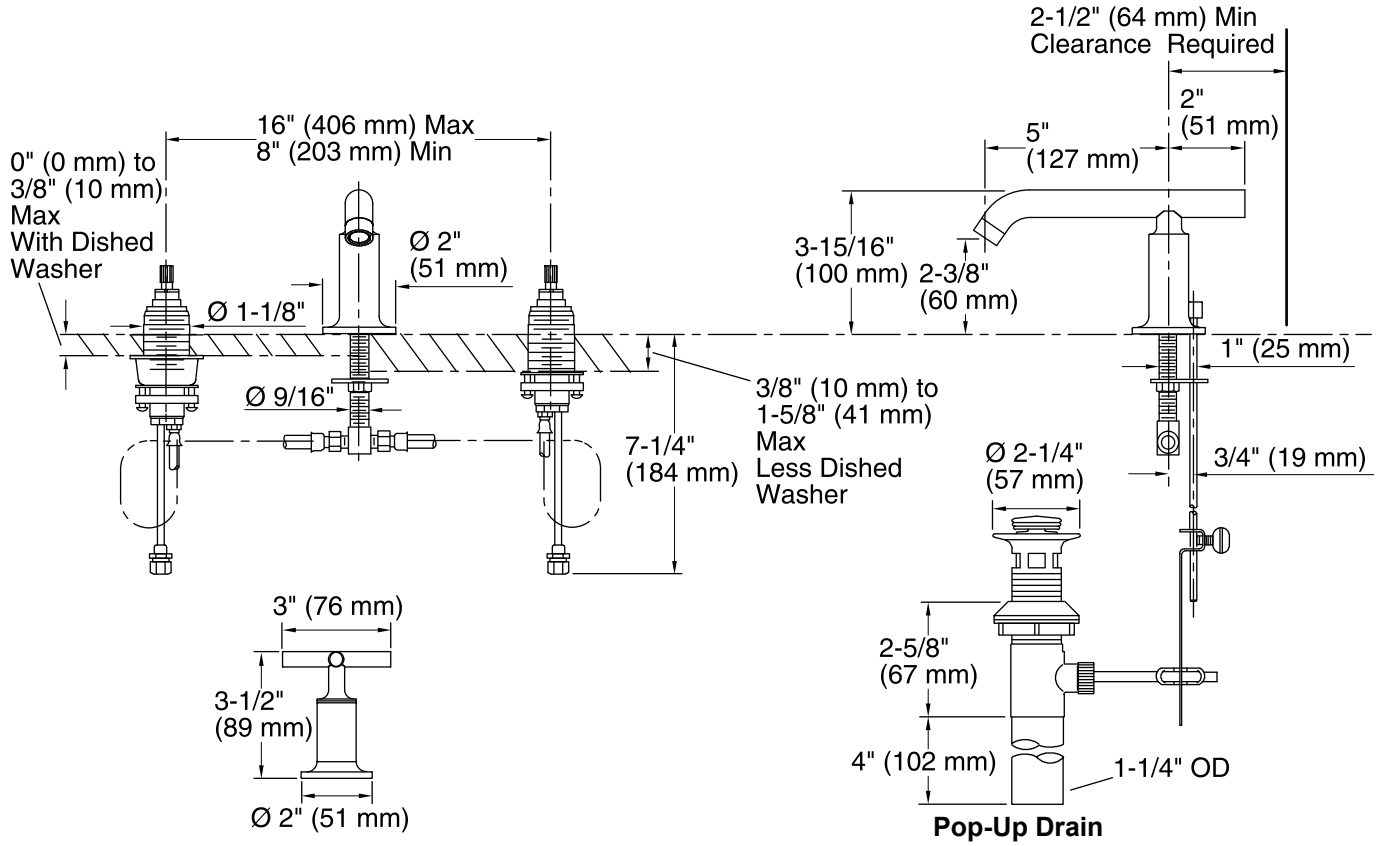
KOHLER® Faucet Lifetime Limited Warranty

See website for detailed warranty information.

Available Color/Finishes

Color tiles intended for reference only.

| Color | Code | Description |
|--|------|-------------------------------|
|  | CP | Polished Chrome |
|  | SN | Vibrant® Polished Nickel |
|  | BGD | Vibrant® Moderne Brushed Gold |
|  | BN | Vibrant® Brushed Nickel |
|  | BV | Vibrant® Brushed Bronze |



Technical Information

All product dimensions are nominal.

Drain included: YES

Drain tailpiece included: YES

Spout:

Spout reach: 5" (127 mm)

Handle clearance: 1-1/2" (38 mm)

Faucet:

Flow rate: 1.2 gal/min (4.5 l/min)

Pressure: 60 psi (4.1 bar)

Notes

Install this product according to the installation guide.

ADA, OBC compliant when installed to the specific requirements of these regulations.